

Equality & Diversity

in Global Repertoire



111 Orchestras worldwide
ORCHESTRAS SEASON 2023 - 2024

donne

Equality & Diversity *in* Global Repertoire

ORCHESTRAS SEASON
2023 - 2024

donne

ACKNOWLEDGMENTS & INFORMATION

EQUALITY & DIVERSITY IN GLOBAL REPERTOIRE

Orchestras Season 2023–2024
111 orchestras worldwide
JUNE 2024

RESEARCH LEADERS

Elizabeth Hardman & Gabriella Di Laccio

RESEARCHERS

Elizabeth Hardman, Giulia Nakata & Julia Manzano

DATA ANALYSIS

Molly McCann

INFOGRAPHICS & REPORT

Infographics & report designed
by Anna Tena

ARTWORK BY

Artwork by Isabel Chiara

SPECIAL THANKS

To Isabel Chiara (in memoriam) Molly McCann, Elizabeth Hardman, Giulia Nakata, Julia Manzano, Carolina Jobb, Claire Gevaux, Claudia Quinonez, Lucy Noble, Louise Gardner, Marie Ekerholm, Dr. Metka Potočnik, Andy Harrison, James Ainscough, and Matthew Todd.

With very special thanks to the Royal Albert Hall.

To the very dedicated team who worked so hard to create this report. To the international community that strongly supports our work and make us to always strive to do better, and to all women who keep inspiring us in our journey. Thank you!

CONNECT

Twitter: @donne_uk Facebook: @DonneUK LinkedIn: @donneuk Instagram: @donne_uk TikTok: @donne_UK

For all media enquiries contact: info@donne-uk.org
Website: www.donne-uk.org

Foreword

This year's report from Donne - Women in Music is not merely an exposition of data; it is a call to action. For the past five years, we have been publishing this data not just to inform but to catalyse real change.

Is classical music still relevant? Absolutely. It touches our lives daily through film, theatre, advertising, and gaming. This genre's impact is undeniable. **But how can we wake up the industry?**

Despite its significance, classical music still mirrors societal challenges, especially regarding equality and diversity. This year's global orchestra data highlights a persistent gap extending beyond concert halls, reflecting broader systemic issues affecting composers and musicians across all genres.

Orchestras hold a unique position of influence, supported by prestigious sponsors and engaging international audiences through live performances and digital platforms. This visibility and reach give them the capability, or perhaps the responsibility, to lead by example and drive substantial change in the music industry.

Regrettably, our latest report reveals a missed opportunity. The overwhelming **predominance of historical white male composers in programming** is not just a reflection of past biases but a continued endorsement of them. This status quo limits the richness of our cultural dialogue and the potential for truly inclusive and diverse musical expression. Some might say: 'But this is a very small regression'. However, shouldn't we be moving forward?

Why do the cultural expressions and **voices of millions still remain absent from our global stages?** Why are we missing this vast opportunity to open our doors wider and welcome new audiences who still feel excluded from our concert halls?

We are at a critical juncture where inaction equates to complicity. The slow pace of change, despite ample resources and clear benefits of diversity, is unjustifiable. This report aims to enlighten and ignite a movement towards equitable representation. We call on all stakeholders—orchestras (whether featured in this report or not), sponsors, and audiences—to join us in this endeavour.

The Donne Foundation has a global network of specialists ready to assist artistic programming teams in crafting more diverse and inclusive programs. Efforts to enrich the repertoire are crucial for attracting and building new audiences, ensuring the vibrancy and relevance of orchestral music in contemporary society.

The future of classical music **should not be confined to the echoes of the past** but should **resonate with the diverse voices of today.** By embracing diversity, we enrich the musical landscape not just for current enthusiasts but for future generations who will come to see classical music as a vibrant, dynamic, and inclusive art form.

Hesitation or inaction maintains a status quo that is exclusive and discriminatory.

Thank you for engaging with our research. We are excited to see how, together, we can redefine the future of classical music for the better, accelerate change, and create a lasting impact.



Gabriella Di Laccio

Soprano
Founder of Donne, Women in Music

Executive Summary

111
orchestras
from 30
countries



Overview

This report, produced by Donne - Women in Music, examines the repertoire of 111 orchestras across 30 countries for the 2023-2024 season. It builds upon our annual research, which began in 2018, highlighting trends in programming diversity and equality within global concert repertoire.

Key Findings

Our analysis of 16,327 compositions scheduled for performance reveals significant disparities:

Gender Representation

WOMEN COMPOSERS:

Only 7.5% of works were composed by women, a slight **decrease from 7.7%** last year. Of these, **5.8% were composed by white women**, and works by women from the **global majority accounted for just 1.6%**, distributed as follows:

- Black women: **0.59%**
- Asian women: **0.50%**
- Mixed Heritage women: **0.40%**
- Indigenous women: **0.07%**
- Middle Eastern women: **0.02%**

MEN COMPOSERS:

Men composed 92.5% of the scheduled works, **predominantly white men (89.3%)**. **Global majority men contributed 3.2%** of the compositions:

- Black men: **1.76%**
- Asian men: **0.76%**
- Mixed Heritage men: **0.20%**
- Middle Eastern men: **0.19%**
- Indigenous men: **0.06%**

NON-BINARY COMPOSERS:

Represent **less than 0.1%** of the total works.

Racial and Historical Bias

A staggering 78.4% of the pieces were composed by deceased white men, marking an **increase from 76.4% in the previous period of analysis**.

The top 10 composers, all historical white European men, accounted for 30.6% of all works. These 10 composers were played more than four times the combined total of all works by women.

The share of works by the top 25 composers, **all of whom were historical white men** other than the living John Williams, **rose to 50.6%, indicating that a narrow group dominates the majority of global orchestral programming**.

Comparison

2021/2022 & 2023/2024 REPORTS

Gender Representation

WOMEN COMPOSERS:

- **2021-2022:** 7.7% of works were by women (5.5% by white women).
- **2023-2024:** 7.5% of works were by women (5.8% by white women).

CHANGE:

A slight **decrease** in overall representation of women composers, with a **decrease** in the proportion of global majority women composers.

MEN COMPOSERS:

- **2021-2022:** 92.3% of works were by men (87.7% by white men).
- **2023-2024:** 92.5% of works were by men (89.3% by white men).

CHANGE:

A slight **increase** in overall representation of men composers, with an increase in the proportion of white men composers.

NON-BINARY COMPOSERS:

- **BOTH SEASONS:** Less than 0.1% of works were by nonbinary composers.

CHANGE:

No significant change reported.

Racial Diversity Among Composers

GLOBAL MAJORITY WOMEN COMPOSERS:

- **2021-2022:** 2.1% of works were by global majority women.
- **2023-2024:** 1.6% of works were by global majority women.

CHANGE:

A **decrease in representation** of global majority women composers.

GLOBAL MAJORITY MEN COMPOSERS:

- **2021-2022:** 4.5% of works were by global majority men.
- **2023-2024:** 3.2% of works were by global majority men.

CHANGE:

A **decrease in representation** of global majority men composers.

Historical Bias

WORKS BY DECEASED WHITE MEN:

- **2021-2022:** 76.4% of pieces were by deceased white men.
- **2023-2024:** 78.4% of pieces were by deceased white men.

CHANGE:

An **increase** in the proportion of **works by deceased white men**, indicating a regression in diversity.

DOMINANCE OF CANON COMPOSERS

TOP 10 COMPOSERS:

- **2021-2022:** 27.5% of all works were by the top 10 composers.
- **2023-2024:** 30.6% of all works were by the top 10 composers.

CHANGE:

An **increase** in the dominance of the top 10 composers.

Conclusion

The comparison reveals that the representation of women and global majority composers has decreased from the 2021-2022 season to the 2023-2024 season.

The data underscores a growing trend towards **the consolidation of a classical “canon,” predominantly composed of historical white men, at the expense of broader diversity.** This trend not only marginalizes women and non-white composers but also lesser-known white male composers.

This suggests that despite ongoing discussions about equality and diversity, the actual programming choices are not reflecting these values, and there is still a need for collaborative efforts to address this imbalance.

“Efforts to enrich the repertoire are crucial for attracting and building new audiences, ensuring the vibrancy and relevance of orchestral music in contemporary society.”

Hesitation or inaction maintains a status quo that is exclusive and discriminatory.

Gabriella Di Laccio

Methodology

This research contains data analysis of 111 orchestras from 30 countries with the purpose of identifying equality and diversity in concert programming. Within this research, diversity refers exclusively to gender representation and ethnic representation.

Mainstage orchestral concerts were analyzed. Gala concerts, touring and family concerts were only included when the information available comprised a full programme of the pieces performed.

Chamber music concerts were included if they were performed by members of the orchestra.

Anonymous and traditional pieces were considered when the name of the composer responsible for the arrangement was clearly stated.

Original season brochures and digital concert season brochures were the preferred options for data collection. Information was compiled from the orchestra's official websites and press releases and included the most up-to-date information publicly available between May 2023 and January 2024. The concerts analysed must be part of the orchestra's 2023-2024 season (the exact period of analysis for each orchestra is individually labelled).

The data collected included:

- The composers programmed within each scheduled performance.
- The composition programmed from each composer.
- In this report, each work was counted every time it appeared on the orchestra's season programme, indicating the composer's performance presence for the season.

Information has been added to reflect the gender and ethnicity of the composer of each piece, and whether the composer was living or historical (deceased).

For historical composers this information was identified by using conventional historical sources such as The New Grove Dictionary of Music and Musicians. Where ethnic or racial identity was unknown and historical records were inconclusive, we contacted several specialists to help us to identify ethnicities as accurately as current information and access would allow.

For living composers this information was identified by using information found on the Big List of women composers (Donne's database with more than 5,000 women composers) as well as the Composer Diversity Database, which includes over 1450 living composers, whose information is self-reported. We also cross referenced the information with each composer's biography on their official website, when available.

Where historical status was unknown, we calculated this information by applying the length of a standard lifespan to the composer's birth year.

Any living composers who could not be identified through existing records or resources, within any of the categories stated above were personally contacted and in the case of no response, they have been categorized as unknown. This has happened to 0.01% of the entries.

For works with multiple composers, if any of the composers were women, those pieces were counted as works by women.

From this complete data set of all scheduled works from 111 orchestras globally, the following numbers were determined:

- The total number of pieces scheduled by composer's gender (men, women, non-binary, unknown).
- The total number of pieces scheduled by composer's racial/ethnic identity (White, Black, Asian, Mixed Heritage, Middle Eastern, Indigenous and unknown).
- The total number of pieces scheduled by whether the composer is living or historical.
- The total number of pieces scheduled by any combination of composer's gender, racial/ethnic identity, and whether the composer is living or historical.

For individual orchestras analysis, the following numbers were determined:

- The total number of pieces scheduled by composer's gender (men, women, nonbinary, unknown).
- The total number of pieces scheduled by whether the composer is white or of the global majority (Black, Asian, Mixed heritage, Middle Eastern, Indigenous).

There are many more layers to genuine ethnically diverse representation in the industry. We look forward to continuing to improve the scope, scale, and rigour of our research in the years to come, as we advocate for equality and diversity in music.

This report compares the variety of programming from an orchestra's 2023/2024 season with the 2021/2022 season previously analysed. It is important to note that this comparison includes only those orchestras for which data were available in both reports, thereby ensuring consistency and reliability in our analysis. Each entry includes a summary of the changes observed. For new orchestras added in this report, we did not have previous data for comparison, so only their current analysis is shown.

To view the previous report, please visit <https://donne-uk.org/research/>

FAQ

What does "People of the Global Majority" mean?

Global majority refers to people who are Black, Asian, Brown, dual-heritage, indigenous to the global south, and/or have been referred to as "ethnic minorities". Globally this group currently represents approximately 80% of the world's population, making them the global majority. This wording also points out the demographic inaccuracy of the euphemism "minority".

What do we mean by 'canon composers'?

When referring to canon composers, we are predominantly referring to the composers who occupy the majority of history books and contribute to the most played repertoire. These composers are almost exclusively historical, white, European, cisgender men. The content and scope of the 'canon' of Western classical music is, and has been, hotly debated. We are using the popularly understood definition of the canon, based on 19th century aesthetics. The canon composers typically include Wolfgang Amadeus Mozart, Ludwig van Beethoven, and Joseph Haydn to name a few. In common parlance, the canon is understood to be pieces and composers from the past (usually 18th - 20th century) that are exceedingly popular.

How to credit this report?

When mentioning this report, or any extract of it **please add:**

**Equality & Diversity in Global Repertoire 2024
Report by Donne, Women in Music #DonneReport2024**

Please ensure that you include the link to the research and tag us in all social media posts.

Twitter: @donne_uk Facebook: @DonneUK LinkedIn: @donneuk Instagram: @donne_uk TikTok: @donne_UK

TOTAL NUMBER OF ORCHESTRAS

111

Canada

Orchestre Symphonique de Montreal
 Toronto Symphony Orchestra
 Vancouver Symphony Orchestra

United States

American Composers Orchestra
 Atlanta Symphony Orchestra
 Boston Symphony Orchestra
 Chicago Sinfonietta
 Chicago Symphony Orchestra
 Cincinnati Symphony Orchestra
 Cleveland Orchestra
 Dallas Symphony Orchestra
 Houston Symphony Orchestra
 Los Angeles Philharmonic
 Minnesota Orchestra
 National Philharmonic
 New York Philharmonic
 Pittsburgh Symphony Orchestra
 Philadelphia Orchestra
 River Oaks Chamber Orchestra
 San Francisco Symphony Orchestra

Mexico

Mexico City Philharmonic Orc.

Brazil

Filarmônica de Minas Gerais
 Orquestra Sinfônica Brasileira
 Orquestra Sinfônica de Porto Alegre
 Orquestra Sinfônica do Paraná
 Orquestra Sinfônica Theatro Municipal de São Paulo
 OSESP

Uruguay

Orquesta Filarmónica de Montevideo

Chile

Orquesta Sinfónica Nacional de Chile

Argentina

Buenos Aires Philharmonic Orchestra

Norway

Bergen Philharmonic Orchestra
 Oslo Philharmonic
 Trondheim Symphony Orchestra

Sweden

Gothenburg Symphony Orc.
 Royal Stockholm Philharmonic Orchestra
 Swedish Radio Symphony Orchestra

Iceland

Iceland Symphony Orchestra

Denmark

Copenhagen Philharmonic Orchestra
 Odense Symphony Orchestra
 Sønderjylland Symphony Orchestra

United Kingdom

Academy Of St Martin In The Fields
 Aurora Orchestra
 BBC Concert Orchestra
 BBC National Orchestra of Wales
 BBC Philharmonic
 BBC Scottish Symphony Orchestra
 BBC Symphony Orchestra
 Bournemouth Symphony Orchestra
 Brighton Philharmonic Orchestra
 Chineke! Orchestra
 City Of Birmingham Symphony Orchestra
 Halle Orchestra
 London Contemporary Orchestra
 London Philharmonic Orchestra
 London Symphony Orchestra
 Philharmonia Orchestra
 Royal Liverpool Philharmonic Orchestra
 Royal Scottish National Orchestra
 Scottish Chamber Orchestra
 Southbank Sinfonia
 Ulster Orchestra

Europe
Mahler Chamber Orchestra

Finland
Finnish Radio Symphony Orchestra
Helsinki Philharmonic
Lahti Symphony Orchestra
Tampere Philharmonic Orchestra
Turku Philharmonic

Russia
St Petersburg Philharmonic Orchestra
St Petersburg Symphony Orchestra

China
Guangzhou Symphony Orchestra
Shanghai Symphony Orchestra

Japan
Japan Philharmonic Orchestra
NHK Symphony Orchestra
Tokyo Metropolitan Symphony Orchestra.
Yomiuri Nippon Symphony

Singapore
Singapore Symphony Orchestra

Germany
Bavarian Radio Symphony Orc.
Berlin Philharmonic
Dresden Staatskapelle
Leipzig Gewandhaus Orc.

Spain
Orquesta Sinfónica de Madrid
Orquesta y coro de Radio
Televisión Española
Orq. y Coro Nacionales de España

Austria
Vienna Philharmonic
Vienna Radio Symphony Orchestra

Czech Republic
Czech Philharmonic

The Netherlands
Rotterdam Philharmonic Orchestra
Royal Concertgebouw Orchestra

Switzerland
Bern Symphony Orchestra
Tonhalle-Orchester Zürich

Hungary
Budapest Festival Orchestra

Italy
La Verdi Orchestra Sinfonica
RAI Orchestra
Teatro alla Scala - Symphonic Season

France
Orchestre Colonne
Orchestre de Paris | Phil. de Paris
Orchestre des Concerts Pasdeloup
Orchestre National de France
Maison de la Radio

Belgium
Antwerp Symphony Orchestra
Belgian National Orchestra
Brussels Philharmonic
Flanders Symphony Orchestra
Orc. Philharmonique Royal
de Liege

Israel
Israel Philharmonic

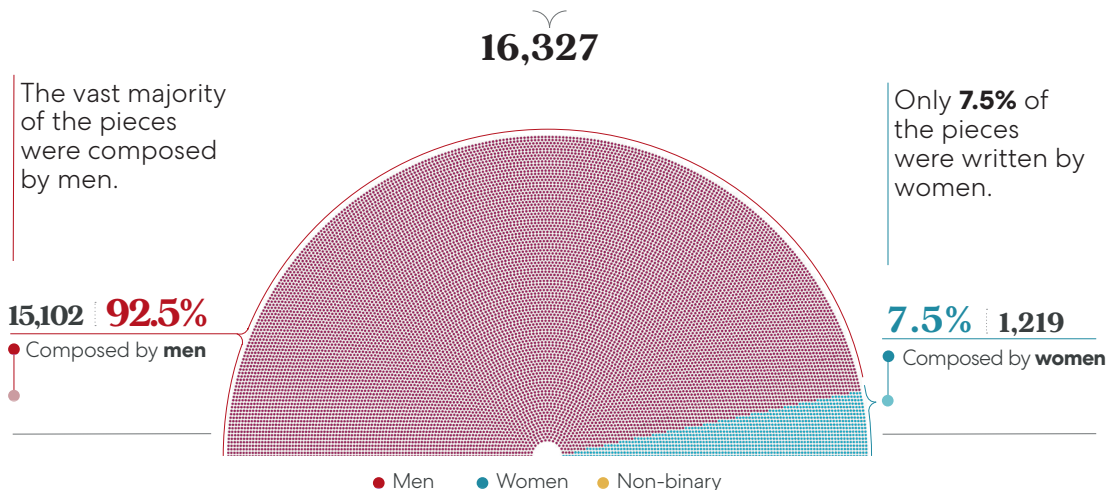
Portugal
Orquestra Gulbenkian
Orquestra Sinfónica do Porto
Casa da Música
Orquestra Sinfónica Portuguesa

Australia
Adelaide Symphony Orchestra
Melbourne Symphony Orchestra
Queensland Symphony Orchestra
Sydney Symphony Orchestra

Equality & Diversity in Global Repertoire

111 ORCHESTRAS WORLDWIDE WORKS INCLUDED IN THE 2023–2024 SEASON

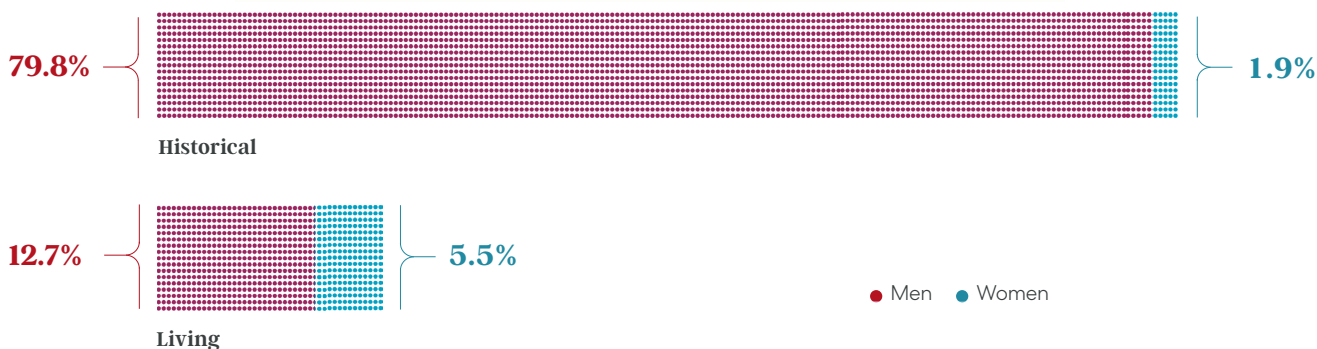
TOTAL NUMBER OF SCHEDULED PIECES



Less than 0.1% of the pieces were written by non-binary composers.

Breakdown of Works

BREAKDOWN OF WORKS BY GENDER & LIVING/HISTORICAL



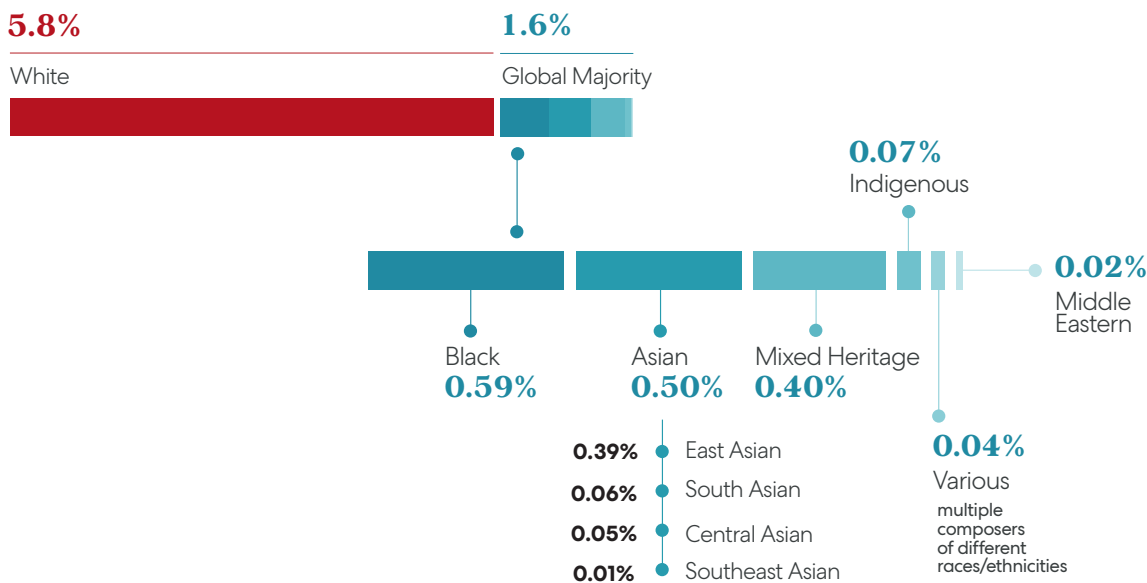
Breakdown of Works

BREAKDOWN OF WORKS BY GENDER & RACE/ETHNICITY



89.3% of pieces were written by white men.

RACE/ETHNICITY OF WOMEN COMPOSERS

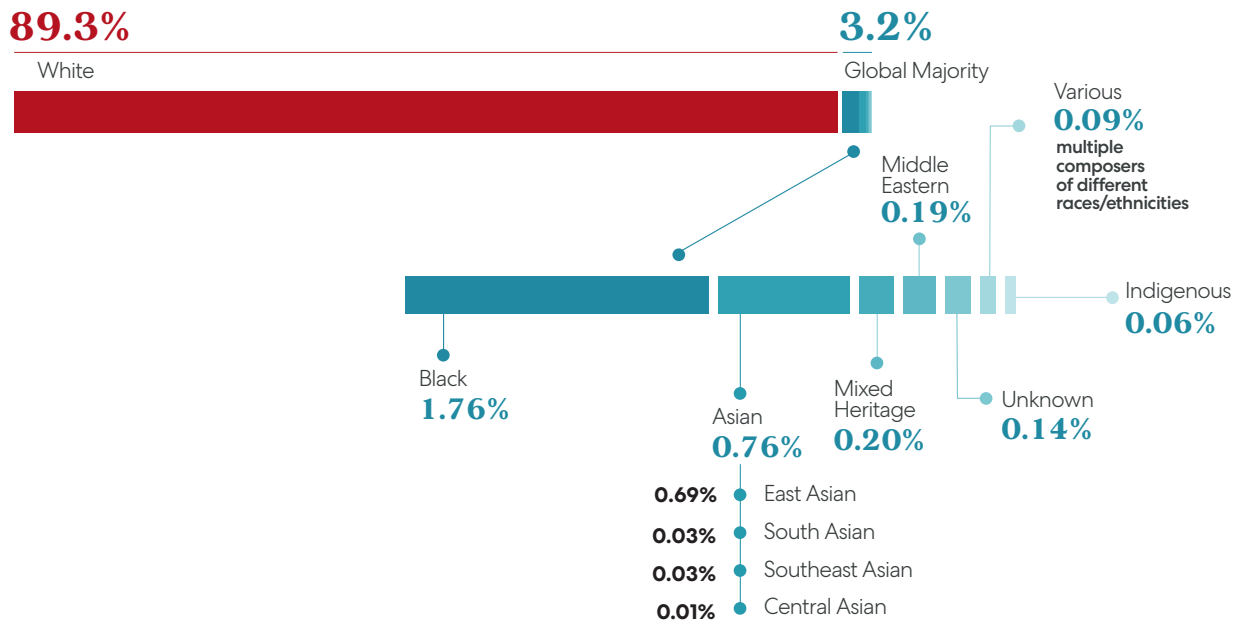


Less than 7.5% of the works were written by women, of which 5.8% were white women.

Only 1.6% of the works were written by global majority women composers:

- 0.59% by Black women
- 0.50% by Asian women
- 0.40% by Mixed Heritage women
- 0.07% by Indigenous women
- 0.04% by Various races/ethnicities women
- 0.02% by Middle Eastern women

RACE/ETHNICITY OF MEN COMPOSERS

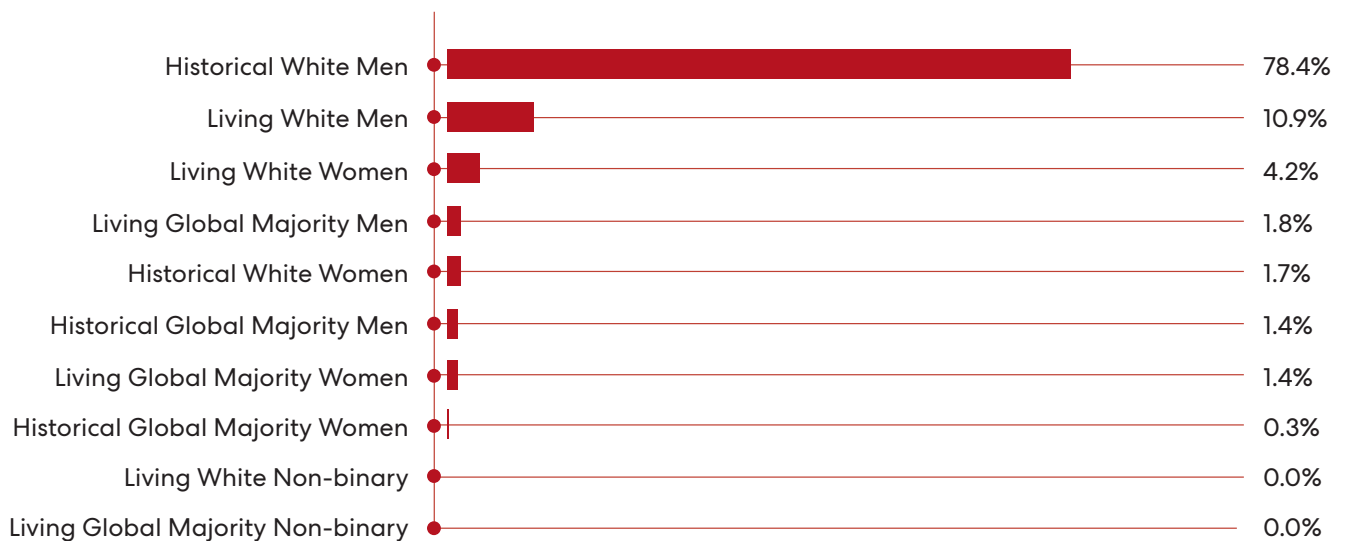


92.5% of the works were written by men, of which 89.3% were white men.

Only 3.2% of the works were written by global majority men composers:

- 1.76% by Black men,
- 0.76% by Asian men,
- 0.20% by Mixed Heritage men
- 0.19% by Middle Eastern men
- 0.09% by Various races/ethnicities men
- 0.06% by Indigenous men

A Closer Look



78.4% of works were written by dead white male composers

Living/Historical	Race/Ethnicity	Gender	Pieces	Percentage
Historical	White	Man	12800	78.4%
Living	White	Man	1781	10.9%
Living	White	Woman	679	4.16%
Historical	White	Woman	276	1.69%
Living	Black	Man	147	0.90%
Historical	Black	Man	140	0.86%
Living	Asian	Man	80	0.49%
Living	Asian	Woman	80	0.49%
Living	Mixed race	Woman	64	0.39%
Living	Black	Woman	57	0.35%
Historical	Asian	Man	44	0.27%
Historical	Black	Woman	39	0.24%
Living	Middle Eastern	Man	28	0.17%
Historical	Mixed race	Man	27	0.17%
Living	Various	Man	13	0.08%
Historical	Unknown	Man	12	0.07%
Living	Indigenous	Woman	11	0.07%
Living	Unknown	Man	10	0.06%
Living	Indigenous	Man	9	0.06%
Living	Various	Woman	6	0.04%
Living	Mixed race	Man	5	0.03%
Living	Middle Eastern	Woman	4	0.02%
Living	White	Non-binary	3	0.02%
Historical	Middle Eastern	Man	3	0.02%
Living	Asian	Non-binary	2	0.01%
Historical	Mixed race	Woman	2	0.01%
Historical	Various	Man	2	0.01%
Unknown	Unknown	Man	1	0.01%
Living	Asian	unknown	1	0.01%
Historical	Asian	Woman	1	0.01%

Top 10 Most Played Composers



Wolfgang Amadeus Mozart



Ludwig van Beethoven



Pyotr Ilyich Tchaikovsky



Johannes Brahms



Antonín Dvořák



Maurice Ravel



Richard Strauss



Sergei Rachmaninov



Gustav Mahler



Jean Sibelius

Over 30% of all works performed globally were by these 10 composers (all white, historical men)

Rank	Composer	Pieces	Percentage of season
1	Wolfgang Amadeus Mozart	1060	6.5%
2	Ludwig van Beethoven	727	4.5%
3	Pyotr Ilyich Tchaikovsky	520	3.2%
4	Johannes Brahms	507	3.1%
5	Antonin Dvořák	413	2.5%
6	Maurice Ravel	375	2.3%
7	Richard Strauss	371	2.3%
8	Sergei Rachmaninov	366	2.2%
9T	Gustav Mahler	328	2.0%
9T	Jean Sibelius	328	2.0%

Their pieces have been performed more than four times more than ALL pieces by women combined.



Wolfgang Amadeus Mozart

Mozart was the most programmed composer with 1060 scheduled pieces, more than all living women composers combined.



Johannes Brahms

Brahms' works were programmed as often as all living global majority composers' works combined (3.11%).



Antonín Dvořák

Dvořák's works were programmed more than all Black composers' works combined (2.53% vs. 2.35%).



Jean Sibelius

Sibelius' works were programmed more than all historical women composers' works combined (2.01% vs. 1.95%).



Johann Sebastian Bach

J.S. Bach's works were programmed more than all global majority women composers' works combined (1.66% vs. 1.62%).



Joseph Haydn

Haydn's works were programmed as often as all Asian composers' works combined (1.25% vs. 1.27%).



Ludwig van Beethoven



Pyotr Ilyich Tchaikovsky

Beethoven + Tchaikovsky's works were programmed more than all women's works combined (7.64% vs. 7.47%).

25 Most Played Composers

Rank	Composer	Pieces	Percentage
1	Wolfgang Amadeus Mozart	1060	6.5%
2	Ludwig van Beethoven	727	4.5%
3	Pyotr Tchaikovsky	520	3.2%
4	Johannes Brahms	507	3.1%
5	Antonin Dvořák	413	2.5%
6	Maurice Ravel	375	2.3%
7	Richard Strauss	371	2.3%
8	Sergei Rachmaninov	366	2.2%
9T	Gustav Mahler	328	2.0%
9T	Jean Sibelius	328	2.0%
11	Dmitri Shostakovich	307	1.9%
12	Sergei Prokofiev	299	1.8%
13	Johann Sebastian Bach	271	1.7%
14	John Williams (only living composer)	254	1.6%
15	Igor Stravinsky	253	1.5%
16	Claude Debussy	237	1.5%
17	Felix Mendelssohn	236	1.4%
18T	Joseph Haydn	204	1.2%
18T	Richard Wagner	204	1.2%
20	Robert Schumann	203	1.2%
21	Franz Schubert	177	1.1%
22	Anton Bruckner	172	1.1%
23	Béla Bartók	160	1.0%
24	George Gershwin	153	0.9%
25	Camille Saint-Saëns	134	0.8%

The majority (**50.6%**)
of all works performed were by
these 25 composers (all white
men, only one living)



Lili Boulanger

The woman with the most works scheduled was Lili Boulanger,

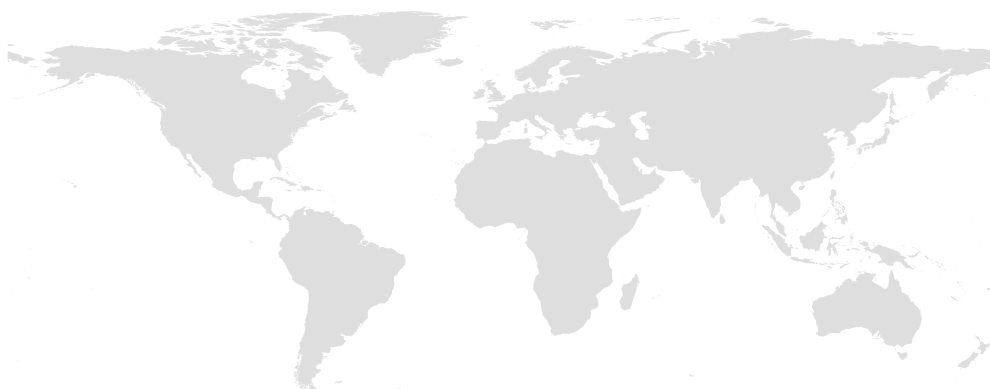
who ranked **52nd** of composers overall with **52 pieces** scheduled.

Rank Among Women	Overall Rank	Composer	Frequency	Percentage
1	52T	Lili Boulanger	52	0.32%
2	59T	Anna Clyne	44	0.27%
3T	76T	Sofia Gubaidulina	29	0.18%
3T	76T	Gabriela Ortiz	29	0.18%
3T	76T	Kaija Saariaho	29	0.18%
6T	83T	Unsuk Chin	26	0.16%
6T	83T	Florence Price	26	0.16%
8	94T	Grażyna Bacewicz	24	0.15%
9	100T	Anna Thorvaldsdottir	22	0.13%
10T	103T	Jessie Montgomery	21	0.13%
10T	103T	Clara Schumann	21	0.13%
12	112T	Clarice Assad	20	0.12%

12 women had their works played 20 or more times.

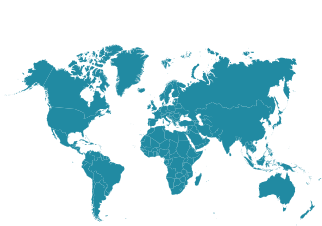
Global Repertoire

ORCHESTRAS SEASON
2023 - 2024



Orchestral Research

INDIVIDUAL RESULTS



COMPOSITIONS BY:

- White Men
- White Women
- White Non-Binary
- Black, Asian, Mixed-Heritage, Middle Eastern, Indigenous Men
- Black, Asian, Mixed-Heritage, Middle Eastern, Indigenous Women
- Black, Asian, Mixed-Heritage, Middle Eastern, Indigenous Non-Binary

Academy Of St Martin In The Fields

SCHEDULED COMPOSITIONS **52**



Period of Analysis **OCT 23 - DEC 23**

CHANGE SINCE 2021-22 SEASON

Global Majority Men	-0,4%
White Men	+2,7%
White Women	-1,5%
Global Majority Women	-0,8%
Global Majority Overall	-1,2%
Women	-2,3%

NO GENDER DIVERSITY
NO RACIAL DIVERSITY

Aurora Orchestra

SCHEDULED COMPOSITIONS **39**



Period of Analysis **SEPT 23 - MAY 24**

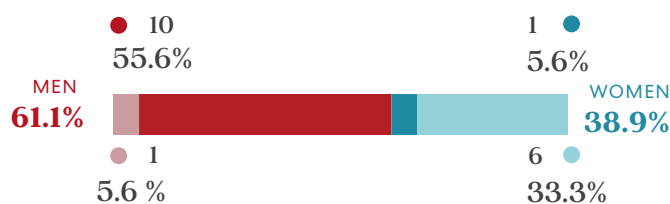
CHANGE SINCE 2021-22 SEASON

Global Majority Men	0,0%
White Men	-12,6%
White Women	+18,6%
Global Majority Women	-6,0%
Global Majority Overall	-6,0%
Women	+12,6%

MORE GENDER DIVERSITY
NO RACIAL DIVERSITY

BBC Concert Orchestra

SCHEDULED COMPOSITIONS **18**



Period of Analysis **SEP 23 - JAN 24**

CHANGE SINCE 2021-22 SEASON

Global Majority Men	-10,2%
White Men	-10,2%
White Non-Binary	-1,4%
White Women	+2,7%
Global Majority Women	+19,0%
Global Majority Overall	+8,9%
Women	+20,3%

MORE GENDER DIVERSITY
MORE RACIAL DIVERSITY

● White Men
 ● Black, Asian, Mixed-Heritage, Middle Eastern, Indigenous Men
 ● White Women
 ● Black, Asian, Mixed-Heritage, Middle Eastern, Indigenous Women
 ● Non-Binary
 ● Black, Asian, Mixed-Heritage, Middle Eastern, Indigenous Non-Binary

🇬🇧 BBC National Orchestra of Wales
SCHEDULED COMPOSITIONS **101**



Period of Analysis SEP 23 - JUN 24

CHANGE SINCE 2021-22 SEASON

Global Majority Men	+5,9%
White Men	-10,5%
White Women	+1,6%
Global Majority Women	3,0%
Global Majority Overall	+8,9%
Women	+4,6%

MORE GENDER DIVERSITY
MORE RACIAL DIVERSITY

🇬🇧 BBC Philharmonic
SCHEDULED COMPOSITIONS **29**



Period of Analysis SEP 23 - DEC 24

CHANGE SINCE 2021-22 SEASON

Global Majority Men	+1,1%
White Men	-19,2%
White Women	+21,7%
Global Majority Women	-3,6%
Global Majority Overall	-2,5%
Women	+18,1%

MORE GENDER DIVERSITY
LESS RACIAL DIVERSITY

🇬🇧 BBC Scottish Symphony Orchestra
SCHEDULED COMPOSITIONS **77**



Period of Analysis SEP 23 - MAY 24

CHANGE SINCE 2021-22 SEASON

Global Majority Men	-3,7%
White Men	+7,6%
White Women	-1,4%
Global Majority Women	-2,4%
Global Majority Overall	-6,2%
Women	-3,8%

LESS GENDER DIVERSITY
LESS RACIAL DIVERSITY

🇬🇧 BBC Symphony Orchestra
SCHEDULED COMPOSITIONS **29**



Period of Analysis OCT 23 - JAN 24

CHANGE SINCE 2021-22 SEASON

Global Majority Men	-3,3%
White Men	-4,9%
White Women	+10,8%
Global Majority Women	-2,6%
Global Majority Overall	-5,9%
Women	+8,2%

MORE GENDER DIVERSITY
NO RACIAL DIVERSITY

● White Men
 ● Black, Asian, Mixed-Heritage, Middle Eastern, Indigenous Men
 ● White Women
 ● Black, Asian, Mixed-Heritage, Middle Eastern, Indigenous Women
 ● Non-Binary
 ● Black, Asian, Mixed-Heritage, Middle Eastern, Indigenous Non-Binary

🇬🇧 Bournemouth Symphony Orchestra

SCHEDULED COMPOSITIONS **138**



Period of Analysis **SEP 23 - MAY 24**

CHANGE SINCE 2021-22 SEASON

Global Majority Men	-6,0%
White Men	+7,5%
White Women	+0,6%
Global Majority Women	-2,1%
Global Majority Overall	-8,1%
Women	-1,5%

LESS GENDER DIVERSITY
LESS RACIAL DIVERSITY

🇬🇧 Brighton Philharmonic Orchestra

SCHEDULED COMPOSITIONS **25**



Period of Analysis **OCT 23 - APR 24**

CHANGE SINCE 2021-22 SEASON

Global Majority Men	+4,0%
White Men	-8,9%
White Women	-7,1%
Global Majority Women	+12,0%
Global Majority Overall	+16,0%
Women	+4,9%

MORE GENDER DIVERSITY
MORE RACIAL DIVERSITY

🇬🇧 Chineke Orchestra

SCHEDULED COMPOSITIONS **10**



Period of Analysis **SEP 23 - NOV 24**

CHANGE SINCE 2021-22 SEASON

Global Majority Men	-22,0%
White Men	+18,0%
White Women	-2,0%
Global Majority Women	+6,0%
Global Majority Overall	-16,0%
Women	+4,0%

MORE GENDER DIVERSITY
LESS RACIAL DIVERSITY

🇬🇧 City Of Birmingham Symphony Orchestra

SCHEDULED COMPOSITIONS **186**

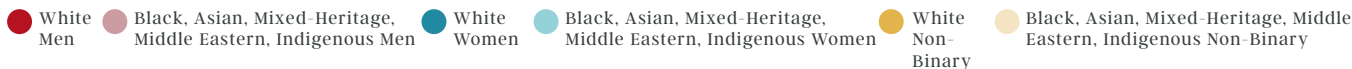


Period of Analysis **SEP 23 - JUN 24**

CHANGE SINCE 2021-22 SEASON

Global Majority Men	+0,5%
White Men	+1,7%
White Women	-0,3%
Global Majority Women	-1,8%
Global Majority Overall	-1,3%
Women	-2,1%

LESS GENDER DIVERSITY
LESS RACIAL DIVERSITY



UK Hallé Orchestra

SCHEDULED COMPOSITIONS **187**



Period of Analysis **SEP 23 – JUN 24**

CHANGE SINCE 2021-22 SEASON

Global Majority Men	+5,0%
White Men	+0,6%
White Women	-6,2%
Global Majority Women	+0,6%
Global Majority Overall	+5,6%
Women	-5,5%

LESS GENDER DIVERSITY
MORE RACIAL DIVERSITY

UK London Contemporary Orchestra

SCHEDULED COMPOSITIONS **8**



Period of Analysis **JUL 23 – MAY 24**

CHANGE SINCE 2021-22 SEASON

Global Majority Men	-6,7%
White Men	+11,5%
White Non-Binary	-3,8%
White Women	-14,4%
Global Majority Women	+13,5%
Global Majority Overall	+6,7%
Women	-4,8%

LESS GENDER DIVERSITY
MORE RACIAL DIVERSITY

UK London Philharmonic Orchestra

SCHEDULED COMPOSITIONS **129**



Period of Analysis **SEP 23 – MAY 24**

CHANGE SINCE 2021-22 SEASON

Global Majority Men	-1,1%
White Men	-1,9%
White Women	+0,7%
Global Majority Women	+2,3%
Global Majority Overall	+1,2%
Women	+3,0%

MORE GENDER DIVERSITY
MORE RACIAL DIVERSITY

UK London Symphony Orchestra

SCHEDULED COMPOSITIONS **103**

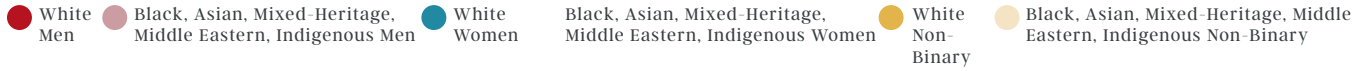


Period of Analysis **SEP 23 – JUN 24**

CHANGE SINCE 2021-22 SEASON

Global Majority Men	+5,2%
White Men	-0,4%
Global Majority Non-Binary	-0,2%
White Women	-5,0%
Global Majority Women	+0,4%
Global Majority Overall	+5,4%
Gender Minority Overall	-4,8%

LESS GENDER DIVERSITY
MORE RACIAL DIVERSITY



Philharmonia Orchestra

SCHEDULED COMPOSITIONS **54**



Period of Analysis SEP 23 – JAN 24

CHANGE SINCE 2021-22 SEASON

Global Majority Men	+20,3%
White Men	-24,1%
White Women	+0,1%
Global Majority Women	+3,7%
Global Majority Overall	+24,0%
Women	+3,8%

MORE GENDER DIVERSITY
MORE RACIAL DIVERSITY

Royal Liverpool Philharmonic Orchestra

SCHEDULED COMPOSITIONS **121**



Period of Analysis SEP 23 – MAY 24

CHANGE SINCE 2021-22 SEASON

Global Majority Men	-1,9%
White Men	+9,8%
White Women	-7,5%
Global Majority Women	-0,4%
Global Majority Overall	-2,3%
Women	-7,8%

LESS GENDER DIVERSITY
LESS RACIAL DIVERSITY

Royal Scottish National Orchestra

SCHEDULED COMPOSITIONS **78**



Period of Analysis SEP 23 – MAY 24

CHANGE SINCE 2021-22 SEASON

Global Majority Men	+0,5%
White Men	-3,5%
Global Majority Non-Binary	-1,4%
White Women	+2,5%
Global Majority Women	+1,9%
Global Majority Overall	+2,4%
Gender Minority Overall	+3,0%

MORE GENDER DIVERSITY
MORE RACIAL DIVERSITY

Scottish Chamber Orchestra

SCHEDULED COMPOSITIONS **237**



Period of Analysis OCT 23 – DEC 23

CHANGE SINCE 2021-22 SEASON

Global Majority Men	0,0%
White Men	+2,5%
White Women	-4,6%
Global Majority Women	+2,1%
Global Majority Overall	+2,1%
Women	-2,5%

LESS GENDER DIVERSITY
MORE RACIAL DIVERSITY



Southbank Sinfonia

SCHEDULED COMPOSITIONS **42**



Period of Analysis SEP 23 – MAY 24

CHANGE SINCE 2021-22 SEASON

Global Majority Men	-3,6%
White Men	+4,8%
White Women	-1,2%
Global Majority Women	0,0%
Global Majority Overall	-3,6%
Women	-1,2%

LESS GENDER DIVERSITY
LESS RACIAL DIVERSITY

Ulster Orchestra

SCHEDULED COMPOSITIONS **54**



Period of Analysis SEP 23 – MAY 24

CHANGE SINCE 2021-22 SEASON

Global Majority Men	+0,2%
White Men	+10,9%
White Women	-11,3%
Global Majority Women	+0,2%
Global Majority Overall	+0,4%
Women	-11,1%

LESS GENDER DIVERSITY
SIMILAR RACIAL DIVERSITY

Buenos Aires Philharmonic Orquesta

SCHEDULED COMPOSITIONS **69**



Period of Analysis JAN 23 – DEC 23

CHANGE SINCE 2021-22 SEASON

Global Majority Men	-4,1%
White Men	+6,8%
White Women	-2,7%
Global Majority Women	0,0%
Global Majority Overall	-4,1%
Women	-2,7%

LESS GENDER DIVERSITY
LESS RACIAL DIVERSITY

Adelaide Symphony Orchestra

SCHEDULED COMPOSITIONS **118**

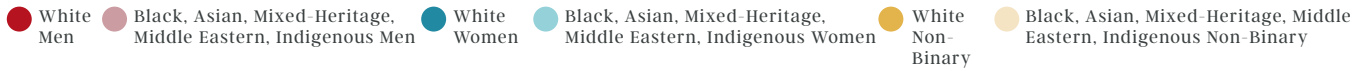


Period of Analysis SEP 23 – MAY 24

CHANGE SINCE 2021-22 SEASON

Global Majority Men	+1,8%
White Men	+4,9%
White Women	-8,4%
Global Majority Women	+1,8%
Global Majority Overall	+3,6%
Women	-6,6%

LESS GENDER DIVERSITY
MORE RACIAL DIVERSITY



Melbourne Symphony Orchestra

SCHEDULED COMPOSITIONS **216**



Period of Analysis **SEP 23 - MAY 24**

CHANGE SINCE 2021-22 SEASON

Global Majority Men	-0,6%
White Men	+10,3%
Global Majority Non-Binary	-1,7%
White Women	-1,9%
Global Majority Women	-6,2%
Global Majority Overall	-8,4%
Gender Minority Overall	-9,7%

LESS GENDER DIVERSITY
LESS RACIAL DIVERSITY

Queensland Symphony Orchestra

SCHEDULED COMPOSITIONS **150**



Period of Analysis **JAN 23 - DEC 23**

CHANGE SINCE 2021-22 SEASON

Global Majority Men	-1,1%
White Men	+0,3%
White Non-Binary	-2,2%
White Women	+2,7%
Global Majority Women	+0,3%
Global Majority Overall	-0,8%
Gender Minority Overall	+0,8%

SIMILAR GENDER DIVERSITY
SIMILAR RACIAL DIVERSITY

Sydney Symphony Orchestra

SCHEDULED COMPOSITIONS **272**



Period of Analysis **SEP 23 - MAY 24**

CHANGE SINCE 2021-22 SEASON

Global Majority Men	+0,1%
White Men	-1,1%
White Women	0,0%
Global Majority Women	+1,1%
Global Majority Overall	+1,2%
Women	+1,1%

MORE GENDER DIVERSITY
MORE RACIAL DIVERSITY

Vienna Philharmonic

SCHEDULED COMPOSITIONS **69**

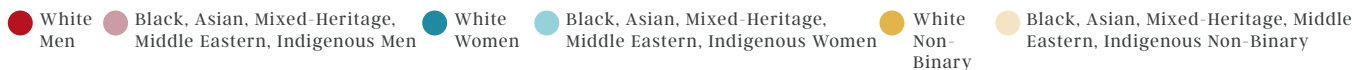


Period of Analysis **SEP 23 - JUN 24**

CHANGE SINCE 2021-22 SEASON

Global Majority Men	-0,3%
White Men	+2,3%
White Women	-2,1%
Global Majority Women	0,0%
Global Majority Overall	-0,3%
Women	-2,1%

NO GENDER DIVERSITY
NO RACIAL DIVERSITY



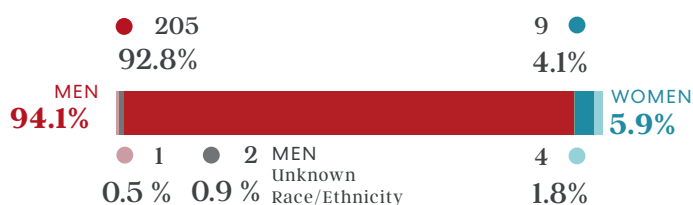
Vienna Radio Symphony Orchestra
SCHEDULED COMPOSITIONS **164**



Comparison data n/a
Orchestra not included on 2021/2022 report

Period of Analysis JUL 23 – JUN 24

Antwerp Symphonic Orchestra
SCHEDULED COMPOSITIONS **221**



CHANGE SINCE 2021-22 SEASON

Global Majority Men	-1,0%
Unknown Race/ Ethnicity Men	+0,9%
White Men	-2,1%
White Women	+0,3%
Global Majority Women	+1,8%
Global Majority Overall	+0,8%

Period of Analysis AUG 23 – JUN 24

MORE GENDER DIVERSITY
SIMILAR RACIAL DIVERSITY

Belgian National Orchestra
SCHEDULED COMPOSITIONS **152**



CHANGE SINCE 2021-22 SEASON

Global Majority Men	-2,9%
White Men	-0,6%
White Women	+3,5%
Global Majority Women	0,0%
Global Majority Overall	-2,9%
Women	+3,5%

Period of Analysis AUG 23 – JUN 24

MORE GENDER DIVERSITY
LESS RACIAL DIVERSITY

Brussels Philharmonic
SCHEDULED COMPOSITIONS **85**

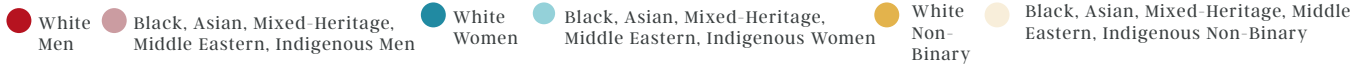


CHANGE SINCE 2021-22 SEASON

Global Majority Men	+0,6%
White Men	-0,1%
White Women	-0,1%
Global Majority Women	-0,4%
Global Majority Overall	+0,2%
Women	-0,5%

Period of Analysis SEP 23 – MAR 24

SIMILAR GENDER DIVERSITY
SIMILAR RACIAL DIVERSITY



🇧🇪 Flanders Symphony Orchestra

SCHEDULED COMPOSITIONS **81**



Period of Analysis **OCT 23 - JUN 24**

CHANGE SINCE 2021-22 SEASON

Global Majority Men	-5,0%
White Men	+5,0%
White Women	0,0%
Global Majority Women	0,0%
Global Majority Overall	-5,0%
Women	0,0%

NO GENDER DIVERSITY
NO RACIAL DIVERSITY

🇧🇪 Orchestre Philharmonique Royal de Liege

SCHEDULED COMPOSITIONS **185**



Period of Analysis **SET 23 - JUL 24**

CHANGE SINCE 2021-22 SEASON

Global Majority Men	+3,1%
White Men	-3,7%
White Women	+0,5%
Global Majority Women	0,0%
Global Majority Overall	+3,1%
Women	+0,5%

SIMILAR GENDER DIVERSITY
MORE RACIAL DIVERSITY

🇧🇷 Filarmônica de Minas Gerais

SCHEDULED COMPOSITIONS **169**



Period of Analysis **JUN 23 - DEC 24**

CHANGE SINCE 2021-22 SEASON

Global Majority Men	+3,0%
White Men	-2,5%
White Women	0,0%
Global Majority Women	-0,6%
Global Majority Overall	+2,5%
Women	-0,6%

SIMILAR GENDER DIVERSITY
MORE RACIAL DIVERSITY

🇧🇷 Orquestra Sinfônica Brasileira

SCHEDULED COMPOSITIONS **85**

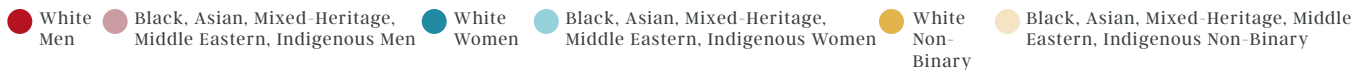


Period of Analysis **MAR 23 - NOV 23**

CHANGE SINCE 2021-22 SEASON

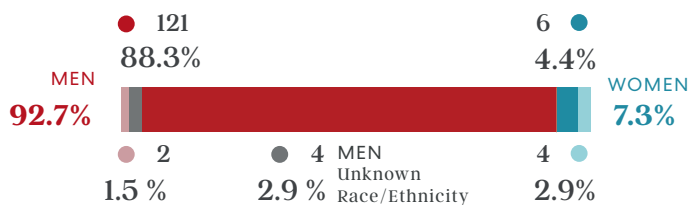
Global Majority Men	+9,6%
White Men	-20,3%
White Women	+9,5%
Global Majority Women	+1,2%
Global Majority Overall	+10,8%
Women	+10,6%

MORE GENDER DIVERSITY
MORE RACIAL DIVERSITY



Orquestra Sinfônica de Porto Alegre

SCHEDULED COMPOSITIONS **137**



Period of Analysis **MAR 23 - DEC 23**

CHANGE SINCE 2021-22 SEASON

Global Majority Men	-13,1%
Unknown Race/Ethnicity Men	+2,9%
White Men	+4,4%
White Women	+3,6%
Global Majority Women	+2,2%
Global Majority Overall	-10,9%

MORE GENDER DIVERSITY
LESS RACIAL DIVERSITY

Orquestra Sinfônica do Paraná

SCHEDULED COMPOSITIONS **235**



Period of Analysis **FEB 23 - DEC 23**

CHANGE SINCE 2021-22 SEASON

Global Majority Men	+4,3%
White Men	-4,7%
White Women	+0,4%
Global Majority Women	0,0%
Global Majority Overall	+4,3%
Women	+0,4%

SIMILAR GENDER DIVERSITY
MORE RACIAL DIVERSITY

OSESP

SCHEDULED COMPOSITIONS **426**



Period of Analysis **FEB 23 - DEC 24**

CHANGE SINCE 2021-22 SEASON

Global Majority Men	-3,9%
White Men	+3,1%
White Women	+0,4%
Global Majority Women	+0,4%
Global Majority Overall	-3,5%
Women	+0,8%

SIMILAR GENDER DIVERSITY
LESS RACIAL DIVERSITY

Orquestra Sinfônica Teatro Municipal de São Paulo

SCHEDULED COMPOSITIONS **173**



Period of Analysis **JUL 23 - DEC 23**

Comparison data n/a
Orchestra not included
on 2021/2022 report



Orchestre Symphonique de Montréal

SCHEDULED COMPOSITIONS **171**



Period of Analysis **SEP 23 – MAY 24**

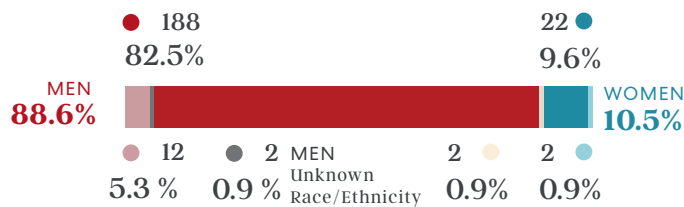
CHANGE SINCE 2021-22 SEASON

Global Majority Men	+3,0%
White Men	-8,3%
White Women	+5,3%
Global Majority Women	0,0%
Global Majority Overall	+3,0%
Women	+5,3%

MORE GENDER DIVERSITY
MORE RACIAL DIVERSITY

Toronto Symphony Orchestra

SCHEDULED COMPOSITIONS **228**



Period of Analysis **SET 23 – JUN 24**

CHANGE SINCE 2021-22 SEASON

Global Majority Men	-7,7%
Unknown Race/Ethnicity Men	+0,9%
White Men	+8,1%
Global Majority Non-Binary	+0,9%
White Women	+1,2%
Global Majority Women	-3,3%

LESS GENDER DIVERSITY
LESS RACIAL DIVERSITY

Vancouver Symphony Orchestra

SCHEDULED COMPOSITIONS **175**



Period of Analysis **AUG 23 – AUG 24**

CHANGE SINCE 2021-22 SEASON

Global Majority Men	-4,8%
White Men	+5,9%
Global Majority Non-Binary	-1,6%
White Women	+3,6%
Global Majority Women	-3,0%
Global Majority Overall	-9,4%
Gender Minority Overall	-1,0%

LESS GENDER DIVERSITY
LESS RACIAL DIVERSITY

Bern Symphony Orchestra

SCHEDULED COMPOSITIONS **189**

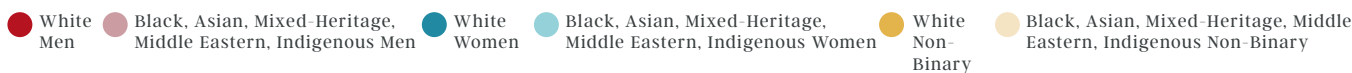


Period of Analysis **AUG 23 – JUN 23**

CHANGE SINCE 2021-22 SEASON

Global Majority Men	-0,2%
White Men	-2,6%
White Women	+2,8%
Global Majority Women	0,0%
Global Majority Overall	-0,2%
Women	+2,8%

MORE GENDER DIVERSITY
SIMILAR RACIAL DIVERSITY



+ *Tonhalle-Orchester Zürich*

SCHEDULED COMPOSITIONS **313**



Period of Analysis **AUG 23 - JUN 24**

CHANGE SINCE 2021-22 SEASON

Global Majority Men	+1,3%
White Men	-0,6%
White Women	-1,0%
Global Majority Women	+0,3%
Global Majority Overall	+1,6%
Women	-0,6%

SIMILAR GENDER DIVERSITY
MORE RACIAL DIVERSITY

▬ *Orquesta Sinfónica Nacional*

SCHEDULED COMPOSITIONS **34**



Period of Analysis **AUG 23 - OCT 23**

CHANGE SINCE 2021-22 SEASON

Global Majority Men	-4,9%
White Men	+8,2%
White Women	0,0%
Global Majority Women	-3,3%
Global Majority Overall	-8,2%
Women	-3,3%

NO GENDER DIVERSITY
NO RACIAL DIVERSITY

🇨🇳 *Guangzhou Symphony Orchestra*

SCHEDULED COMPOSITIONS **98**



Period of Analysis **SET 23 - JUL 24**

CHANGE SINCE 2021-22 SEASON

Global Majority Men	-2,7%
White Men	+19,9%
Global Majority Unknown	+0,3%
White Women	+1,0%
Global Majority Women	-18,6%
Global Majority Overall	-21,0%
Gender Minority Overall	-17,5%

LESS GENDER DIVERSITY
LESS RACIAL DIVERSITY

🇨🇳 *Shanghai Symphony Orchestra*

SCHEDULED COMPOSITIONS **154**

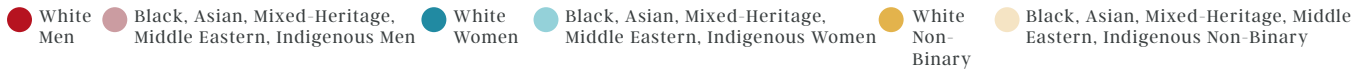


Period of Analysis **AUG 23 - JUN 24**

CHANGE SINCE 2021-22 SEASON

Global Majority Men	-9,4%
White Men	+8,7%
Global Majority Unknown	-1,0%
White Women	+2,9%
Global Majority Women	-1,3%
Global Majority Overall	-11,6%
Gender Minority Overall	+1,7%

MORE GENDER DIVERSITY
LESS RACIAL DIVERSITY



Czech Philharmonic

SCHEDULED COMPOSITIONS **292**



Period of Analysis **AUG 23 - JUL 24**

CHANGE SINCE 2021-22 SEASON

Global Majority Men	-1,4%
White Men	+1,4%
White Women	0,0%
Global Majority Women	0,0%
Global Majority Overall	-1,4%
Women	0,0%

NO GENDER DIVERSITY
NO RACIAL DIVERSITY

Copenhagen Philharmonic Orchestra

SCHEDULED COMPOSITIONS **114**



Period of Analysis **SET 23 - APR 24**

CHANGE SINCE 2021-22 SEASON

Global Majority Men	+0,9%
White Men	+3,4%
White Women	-4,3%
Global Majority Women	0,0%
Global Majority Overall	+0,9%
Women	-4,3%

LESS GENDER DIVERSITY
SIMILAR RACIAL DIVERSITY

Odense Symphony Orchestra

SCHEDULED COMPOSITIONS **63**



Period of Analysis **AUG 23 - APR 24**

CHANGE SINCE 2021-22 SEASON

Global Majority Men	+1,6%
White Men	-5,1%
White Women	+3,5%
Global Majority Women	0,0%
Global Majority Overall	+1,6%
Women	+3,5%

MORE GENDER DIVERSITY
MORE RACIAL DIVERSITY

Sønderjyllands Symphony Orchestra

SCHEDULED COMPOSITIONS **116**

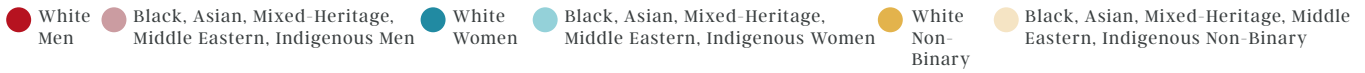


Period of Analysis **AUG 23 - JUN 24**

CHANGE SINCE 2021-22 SEASON

Global Majority Men	0,0%
White Men	-6,0%
White Women	+6,0%
Global Majority Women	0,0%
Global Majority Overall	0,0%
Women	+6,0%

MORE GENDER DIVERSITY
NO RACIAL DIVERSITY



Mahler Chamber Orchestra

SCHEDULED COMPOSITIONS **139**



Period of Analysis **AUG 23 - MAY 24**

CHANGE SINCE 2021-22 SEASON

Global Majority Men	0,0%
White Men	-2,2%
White Women	+2,2%
Global Majority Women	0,0%
Global Majority Overall	0,0%
Women	+2,2%

MORE GENDER DIVERSITY
NO RACIAL DIVERSITY

Finnish Radio Symphony Orchestra

SCHEDULED COMPOSITIONS **206**



Period of Analysis **AUG 23 - APR 24**

CHANGE SINCE 2021-22 SEASON

Global Majority Men	0,0%
White Men	+2,4%
White Women	-2,9%
Global Majority Women	+0,5%
Global Majority Overall	+0,5%
Women	-2,4%

LESS GENDER DIVERSITY
SIMILAR RACIAL DIVERSITY

Helsinki Philharmonic

SCHEDULED COMPOSITIONS **123**



Period of Analysis **AUG 23 - MAI 24**

CHANGE SINCE 2021-22 SEASON

Global Majority Men	-6,1%
White Men	-4,9%
White Women	+9,4%
Global Majority Women	+1,6%
Global Majority Overall	-4,5%
Women	+11,0%

MORE GENDER DIVERSITY
LESS RACIAL DIVERSITY

Labti Symphony Orchestra

SCHEDULED COMPOSITIONS **92**

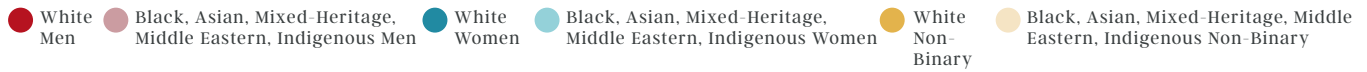


Period of Analysis **AUG 23 - MAY 24**

CHANGE SINCE 2021-22 SEASON

Global Majority Men	-1,2%
White Men	+2,8%
White Women	-2,5%
Global Majority Women	+1,0%
Global Majority Overall	-0,2%
Women	-1,5%

LESS GENDER DIVERSITY
SIMILAR RACIAL DIVERSITY



🇫🇮 Tampere Philharmonic Orchestra

SCHEDULED COMPOSITIONS **68**



Period of Analysis **AUG 23 – MAY 24**

CHANGE SINCE 2021-22 SEASON

Global Majority Men	-5,0%
White Men	+12,9%
White Women	-8,0%
Global Majority Women	0,0%
Global Majority Overall	-5,0%
Women	-8,0%

LESS GENDER DIVERSITY
NO RACIAL DIVERSITY

🇫🇮 Turku Philharmonic

SCHEDULED COMPOSITIONS **56**



Period of Analysis **SET 23 – DEC 23**

CHANGE SINCE 2021-22 SEASON

Global Majority Men	0,0%
White Men	+2,8%
White Women	-4,1%
Global Majority Women	+1,3%
Global Majority Overall	+1,3%
Women	-2,8%

LESS GENDER DIVERSITY
MORE RACIAL DIVERSITY

🇫🇷 Orchestre Colonne

SCHEDULED COMPOSITIONS **31**



Period of Analysis **NOV 23 – JUN 24**

CHANGE SINCE 2021-22 SEASON

Global Majority Men	0,0%
White Men	+1,5%
White Women	-1,5%
Global Majority Women	0,0%
Global Majority Overall	0,0%
Women	-1,5%

NO GENDER DIVERSITY
NO RACIAL DIVERSITY

🇫🇷 Orchestre de Paris | Philharmonie de Paris

SCHEDULED COMPOSITIONS **155**

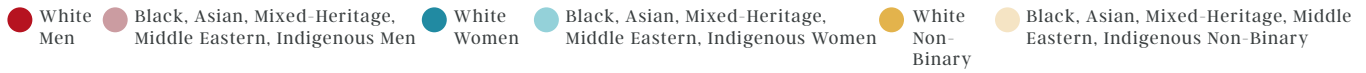


Period of Analysis **SEP 23 – MAY 24**

CHANGE SINCE 2021-22 SEASON

Global Majority Men	-3,7%
White Men	+4,0%
White Women	-0,4%
Global Majority Women	+0,1%
Global Majority Overall	-3,6%
Women	-0,3%

SIMILAR GENDER DIVERSITY
LESS RACIAL DIVERSITY



Orchestre des Concerts Padeloup

SCHEDULED COMPOSITIONS **45**



Period of Analysis **OCT 23 - JUN 24**

CHANGE SINCE 2021-22 SEASON

Global Majority Men	-3,1%
White Men	+2,3%
White Women	-3,6%
Global Majority Women	+4,4%
Global Majority Overall	+1,3%
Women	+0,8%

SIMILAR GENDER DIVERSITY
MORE RACIAL DIVERSITY

**Orchestre National de France /
Maison de la Radio**

SCHEDULED COMPOSITIONS **407**



Period of Analysis **AUG 23 - JUL 24**

CHANGE SINCE 2021-22 SEASON

Global Majority Men	+0,1%
White Men	-10,5%
White Women	+10,3%
Global Majority Women	0,0%
Global Majority Overall	+0,2%
Women	+10,3%

MORE GENDER DIVERSITY
SIMILAR RACIAL DIVERSITY

Bavarian Radio Symphony Orchestra

SCHEDULED COMPOSITIONS **206**



Period of Analysis **SEP 23 - JUL 24**

CHANGE SINCE 2021-22 SEASON

Global Majority Men	+1,4%
White Men	-1,9%
White Women	+0,9%
Global Majority Women	-0,5%
Global Majority Overall	+1,0%
Women	+0,4%

SIMILAR GENDER DIVERSITY
MORE RACIAL DIVERSITY

Berlin Philharmonic

SCHEDULED COMPOSITIONS **212**

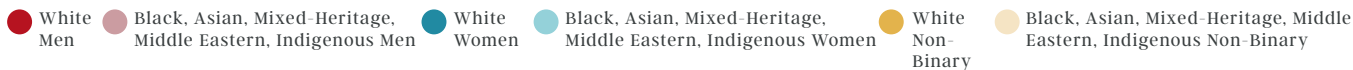


Period of Analysis **AUG 23 - JUN 24**

CHANGE SINCE 2021-22 SEASON

Global Majority Men	0,0%
White Men	-6,3%
White Women	+6,3%
Global Majority Women	0,0%
Global Majority Overall	0,0%
Women	+6,3%

MORE GENDER DIVERSITY
NO RACIAL DIVERSITY



Leipzig Gewandhaus Orchestra

SCHEDULED COMPOSITIONS **529**



Period of Analysis **AUG 23 - JUN 24**

CHANGE SINCE 2021-22 SEASON

Global Majority Men	-2,4%
White Men	+1,0%
White Women	+1,5%
Global Majority Women	-0,1%
Global Majority Overall	-2,5%
Women	+1,4%

MORE GENDER DIVERSITY
LESS RACIAL DIVERSITY



Staatskapelle Dresden

SCHEDULED COMPOSITIONS **108**



Period of Analysis **AUG 23 - JUL 24**

CHANGE SINCE 2021-22 SEASON

Global Majority Men	0,0%
White Men	-1,9%
White Women	+1,9%
Global Majority Women	0,0%
Global Majority Overall	0,0%
Women	+1,9%

MORE GENDER DIVERSITY
NO RACIAL DIVERSITY



Budapest Festival Orchestra

SCHEDULED COMPOSITIONS **171**



Period of Analysis **SEP 23 - JUN 24**

CHANGE SINCE 2021-22 SEASON

Global Majority Men	-1,0%
White Men	+1,2%
White Women	-0,2%
Global Majority Women	0,0%
Global Majority Overall	-1,0%
Women	-0,2%

SIMILAR GENDER DIVERSITY
LESS RACIAL DIVERSITY



Iceland Symphony Orchestra

SCHEDULED COMPOSITIONS **102**

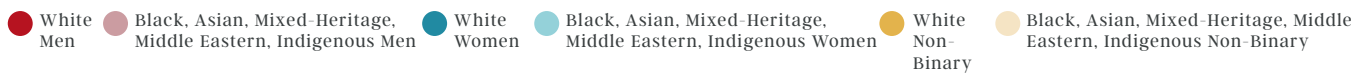


Period of Analysis **AUG 23 - JUN 24**

CHANGE SINCE 2021-22 SEASON

Global Majority Men	+1,3%
White Men	+4,0%
White Women	-4,5%
Global Majority Women	-0,7%
Global Majority Overall	+0,5%
Women	-5,3%

LESS GENDER DIVERSITY
SIMILAR RACIAL DIVERSITY



Israel Philharmonic

SCHEDULED COMPOSITIONS **255**



Period of Analysis **OCT 23 - JUL 24**

CHANGE SINCE 2021-22 SEASON

Global Majority Men	+0,7%
White Men	+0,3%
White Women	-1,5%
Global Majority Women	+0,6%
Global Majority Overall	+1,2%
Women	-1,0%

LESS GENDER DIVERSITY
MORE RACIAL DIVERSITY

La Verdi Orchestra Sinfonica - Sinfonica di Milano

SCHEDULED COMPOSITIONS **157**



Period of Analysis **SET 23 - JUN 24**

CHANGE SINCE 2021-22 SEASON

Global Majority Men	0,0%
White Men	+4,9%
White Women	-4,9%
Global Majority Women	0,0%
Global Majority Overall	0,0%
Women	-4,9%

LESS GENDER DIVERSITY
NO RACIAL DIVERSITY

RAI National Symphony Orchestra

SCHEDULED COMPOSITIONS **119**



Period of Analysis **OCT 23 - JUN 24**

CHANGE SINCE 2021-22 SEASON

Global Majority Men	-1,9%
White Men	-1,1%
White Women	+4,2%
Global Majority Women	-1,3%
Global Majority Overall	-3,1%
Women	+3,0%

MORE GENDER DIVERSITY
NO RACIAL DIVERSITY

Teatro alla Scala - Symphonic Season

SCHEDULED COMPOSITIONS **39**

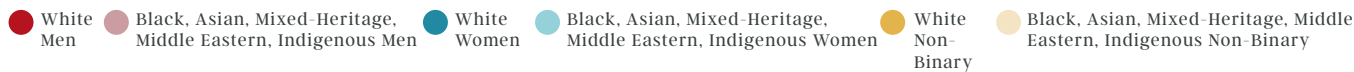


Period of Analysis **NOV 23 - SET 24**

CHANGE SINCE 2021-22 SEASON

Global Majority Men	0,0%
White Men	0,0%
White Women	0,0%
Global Majority Women	0,0%
Global Majority Overall	0,0%
Women	0,0%

NO GENDER DIVERSITY
NO RACIAL DIVERSITY



Japan Philharmonic Orchestra

SCHEDULED COMPOSITIONS **133**



Period of Analysis JUN 23 – JUL 24

CHANGE SINCE 2021-22 SEASON

Global Majority Men	-0,9%
White Men	+0,9%
White Women	0,0%
Global Majority Women	0,0%
Global Majority Overall	-0,9%
Women	0,0%

NO GENDER DIVERSITY
SIMILAR RACIAL DIVERSITY

NHK Symphony Orchestra

SCHEDULED COMPOSITIONS **180**



Period of Analysis SET 23 – JUL 24

CHANGE SINCE 2021-22 SEASON

Global Majority Men	-1,5%
White Men	+0,4%
White Women	+1,1%
Global Majority Women	0,0%
Global Majority Overall	-1,5%
Women	+1,1%

MORE GENDER DIVERSITY
NO RACIAL DIVERSITY

Tokyo Metropolitan Symphony

SCHEDULED COMPOSITIONS **94**



Period of Analysis JUN 23 – MAR 24

CHANGE SINCE 2021-22 SEASON

Global Majority Men	-1,8%
White Men	+0,7%
White Women	+1,1%
Global Majority Women	0,0%
Global Majority Overall	-1,8%
Women	+1,1%

MORE GENDER DIVERSITY
LESS RACIAL DIVERSITY

Yomiuri Nippon Symphony

SCHEDULED COMPOSITIONS **152**

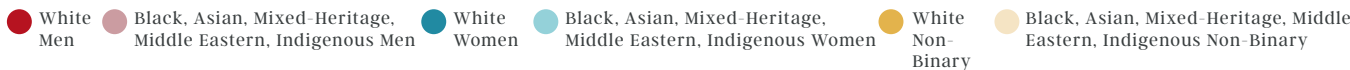


Period of Analysis APR 23 – MAR 24

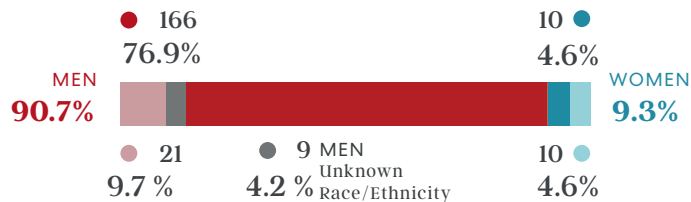
CHANGE SINCE 2021-22 SEASON

Global Majority Men	+0,2%
White Men	-1,6%
White Women	+1,3%
Global Majority Women	0,0%
Global Majority Overall	+0,2%
Women	+1,3%

MORE GENDER DIVERSITY
SIMILAR RACIAL DIVERSITY



Mexico City Philharmonic Orchestra
SCHEDULED COMPOSITIONS **216**



Period of Analysis **JAN 23 - DEC 23**

CHANGE SINCE 2021-22 SEASON

Global Majority Men	+4,9%
Unknown Race/Ethnicity Men	+4,2%
White Men	-13,1%
White Women	-0,6%
Global Majority Women	+4,6%
Global Majority Overall	+9,6%

MORE GENDER DIVERSITY
MORE RACIAL DIVERSITY

Rotterdam Philharmonic Orchestra
SCHEDULED COMPOSITIONS **166**



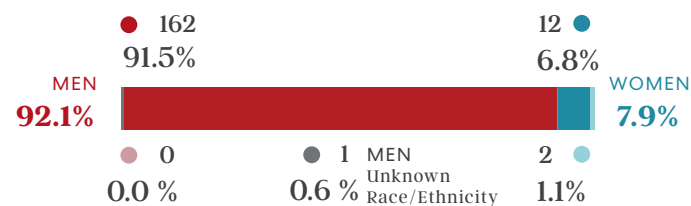
Period of Analysis **SET 23 - JUN 24**

CHANGE SINCE 2021-22 SEASON

Global Majority Men	-4,2%
White Men	+3,7%
White Women	-1,3%
Global Majority Women	+1,8%
Global Majority Overall	-2,4%
Women	+0,5%

SIMILAR GENDER DIVERSITY
LESS RACIAL DIVERSITY

Royal Concertgebouw Orchestra
SCHEDULED COMPOSITIONS **177**



Period of Analysis **SET 23 - JUN 24**

CHANGE SINCE 2021-22 SEASON

Global Majority Men	-3,3%
Unknown Race/Ethnicity Men	+0,6%
White Men	-0,3%
White Women	+2,5%
Global Majority Women	+0,5%
Global Majority Overall	-2,8%

MORE GENDER DIVERSITY
LESS RACIAL DIVERSITY

Bergen Philharmonic Orchestra
SCHEDULED COMPOSITIONS **93**

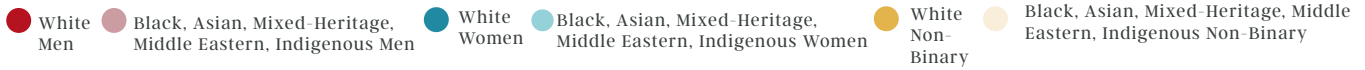


Period of Analysis **SEP 23 - MAY 24**

CHANGE SINCE 2021-22 SEASON

Global Majority Men	+1,1%
White Men	-1,3%
White Women	+0,3%
Global Majority Women	0,0%
Global Majority Overall	+1,1%
Women	+0,3%

SIMILAR GENDER DIVERSITY
MORE RACIAL DIVERSITY



Oslo Philharmonic

SCHEDULED COMPOSITIONS **110**



Period of Analysis **AUG 23 - MAY 24**

CHANGE SINCE 2021-22 SEASON

Global Majority Men	+0,9%
White Men	+7,8%
White Women	-8,1%
Global Majority Women	-0,6%
Global Majority Overall	+0,3%
Women	-8,7%

LESS GENDER DIVERSITY
SIMILAR RACIAL DIVERSITY

Trondheim Symphony Orchestra

SCHEDULED COMPOSITIONS **64**



Period of Analysis **AUG 23 - JUN 24**

CHANGE SINCE 2021-22 SEASON

Global Majority Men	-6,2%
White Men	+19,0%
White Women	-9,9%
Global Majority Women	-2,8%
Global Majority Overall	-9,1%
Women	-12,8%

NO GENDER DIVERSITY
LESS RACIAL DIVERSITY

Gulbenkian Music

SCHEDULED COMPOSITIONS **171**



Period of Analysis **SET 23 - MAY 24**

CHANGE SINCE 2021-22 SEASON

Global Majority Men	+1,2%
White Men	-0,2%
White Women	-1,3%
Global Majority Women	+0,3%
Global Majority Overall	+1,4%
Women	-1,0%

LESS GENDER DIVERSITY
MORE RACIAL DIVERSITY

Orquestra Sinfónica do Porto Casa da Música

SCHEDULED COMPOSITIONS **98**

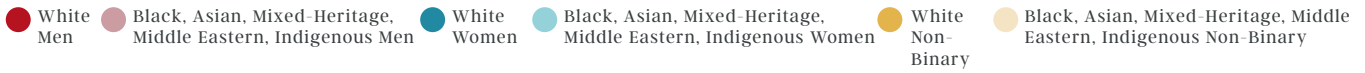


Period of Analysis **JAN 23 - DEC 23**

CHANGE SINCE 2021-22 SEASON

Global Majority Men	-1,2%
White Men	+2,5%
White Women	-1,2%
Global Majority Women	0,0%
Global Majority Overall	-1,2%
Women	-1,2%

NO GENDER DIVERSITY
NO RACIAL DIVERSITY



Orquestra Sinfónica Portuguesa

SCHEDULED COMPOSITIONS **42**



Period of Analysis SEP 23 – MAY 24

CHANGE SINCE 2021-22 SEASON

Global Majority Men	0,0%
White Men	0,0%
White Women	0,0%
Global Majority Women	0,0%
Global Majority Overall	0,0%
Women	0,0%

NO GENDER DIVERSITY
NO RACIAL DIVERSITY



St. Petersburg Philharmonic Orchestra

SCHEDULED COMPOSITIONS **79**



Period of Analysis SET 23 – JUN 24

CHANGE SINCE 2021-22 SEASON

Global Majority Men	-2,7%
White Men	+2,7%
White Women	0,0%
Global Majority Women	0,0%
Global Majority Overall	-2,7%
Women	0,0%

NO GENDER DIVERSITY
NO RACIAL DIVERSITY



St. Petersburg Symphony Orchestra

SCHEDULED COMPOSITIONS **100**



Period of Analysis SET 23 – JUN 24

CHANGE SINCE 2021-22 SEASON

Global Majority Men	+3,4%
White Men	-4,8%
White Women	+1,4%
Global Majority Women	0,0%
Global Majority Overall	+3,4%
Women	+1,4%

MORE GENDER DIVERSITY
MORE RACIAL DIVERSITY



Singapore Symphony Orchestra

SCHEDULED COMPOSITIONS **142**

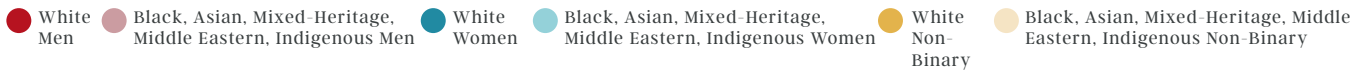


Period of Analysis JUL 23 – JUN 24

CHANGE SINCE 2021-22 SEASON

Global Majority Men	-5,8%
White Men	+11,1%
White Women	-2,0%
Global Majority Women	-3,3%
Global Majority Overall	-9,1%
Women	-5,3%

LESS GENDER DIVERSITY
LESS RACIAL DIVERSITY



Orquesta Sinfónica de Madrid

SCHEDULED COMPOSITIONS **15**



Period of Analysis SEP 23 – JUN 24

CHANGE SINCE 2021-22 SEASON

Global Majority Men	-0,6%
White Men	+0,6%
White Women	0,0%
Global Majority Women	0,0%
Global Majority Overall	-0,6%
Women	0,0%

NO GENDER DIVERSITY
NO RACIAL DIVERSITY



Orquesta Sinfónica Nacional

SCHEDULED COMPOSITIONS **179**



Period of Analysis SET 23 – JUN 24

Comparison data n/a
Orchestra not included
on 2021/2022 report



Orquesta y coro de Radio Televisión Española

SCHEDULED COMPOSITIONS **89**



Period of Analysis OCT 23 – MAY 24

CHANGE SINCE 2021-22 SEASON

Global Majority Men	+2,2%
White Men	-8,3%
White Women	+3,8%
Global Majority Women	+2,2%
Global Majority Overall	+4,5%
Women	+6,1%

MORE GENDER DIVERSITY
MORE RACIAL DIVERSITY



Gothenburg Symphony Orchestra

SCHEDULED COMPOSITIONS **316**

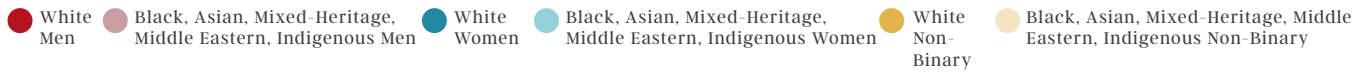


Period of Analysis AUG 23 – JUN 24

CHANGE SINCE 2021-22 SEASON

Global Majority Men	-5,7%
White Men	-6,2%
White Women	+9,8%
Global Majority Women	+2,0%
Global Majority Overall	-3,6%
Women	+11,8%

MORE GENDER DIVERSITY
LESS RACIAL DIVERSITY



🇸🇵 Royal Stockholm Philharmonic Orchestra

SCHEDULED COMPOSITIONS **334**



Period of Analysis **SEP 23 – JUN 24**

CHANGE SINCE 2021-22 SEASON

Global Majority Men	-2,1%
White Men	-13,1%
White Women	+15,6%
Global Majority Women	-0,4%
Global Majority Overall	-2,4%
Women	+15,2%

MORE GENDER DIVERSITY
LESS RACIAL DIVERSITY

🇸🇵 Swedish Radio Symphony Orchestra

SCHEDULED COMPOSITIONS **156**



Period of Analysis **AUG 23 – MAY 24**

CHANGE SINCE 2021-22 SEASON

Global Majority Men	+1,3%
White Men	-1,8%
White Women	+0,5%
Global Majority Women	0,0%
Global Majority Overall	+1,3%
Women	+0,5%

SIMILAR GENDER DIVERSITY
MORE RACIAL DIVERSITY

🇺🇷 Orquesta Filarmonica de Montevideo

SCHEDULED COMPOSITIONS **175**



Period of Analysis **FEB 23 – DEC 24**

CHANGE SINCE 2021-22 SEASON

Global Majority Men	+11,3%
White Men	-7,5%
White Women	-3,2%
Global Majority Women	-0,7%
Global Majority Overall	+10,7%
Women	-3,9%

LESS GENDER DIVERSITY
MORE RACIAL DIVERSITY

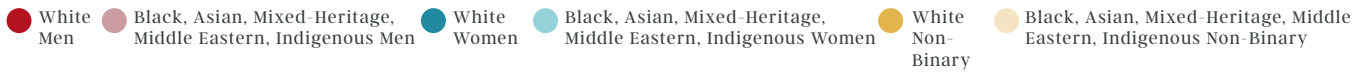
🇺🇸 American Composers Orchestra

SCHEDULED COMPOSITIONS **31**



Period of Analysis **JUL 23 – JUN 24**

Comparison data n/a
Orchestra not included
on 2021/2022 report



Atlanta Symphony Orchestra

SCHEDULED COMPOSITIONS **151**



Comparison data n/a
Orchestra not included on 2021/2022 report

Period of Analysis **OCT 23 - JUN 24**

Boston Symphony Orchestra

SCHEDULED COMPOSITIONS **225**



CHANGE SINCE 2021-22 SEASON

Global Majority Men	-3,0%
White Men	+1,3%
White Women	-0,1%
Global Majority Women	+1,8%
Global Majority Overall	-1,2%
Women	+1,7%

MORE GENDER DIVERSITY
LESS RACIAL DIVERSITY

Period of Analysis **SEP 23 - MAY 24**

Chicago Sinfonietta

SCHEDULED COMPOSITIONS **48**



CHANGE SINCE 2021-22 SEASON

Global Majority Men	-6,3%
White Men	+31,3%
White Women	0,0%
Global Majority Women	-25,0%
Global Majority Overall	-31,1%
Women	-25,0%

LESS GENDER DIVERSITY
LESS RACIAL DIVERSITY

Period of Analysis **OCT 23 - MAY 24**

Chicago Symphony Orchestra

SCHEDULED COMPOSITIONS **323**

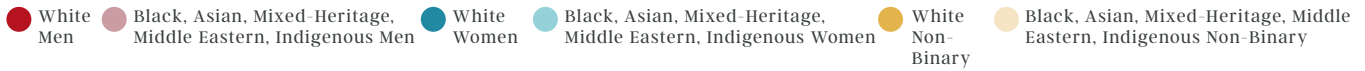


CHANGE SINCE 2021-22 SEASON

Global Majority Men	-4,6%
White Men	+13,2%
White Women	-4,3%
Global Majority Women	-4,3%
Global Majority Overall	-8,9%
Women	-8,6%

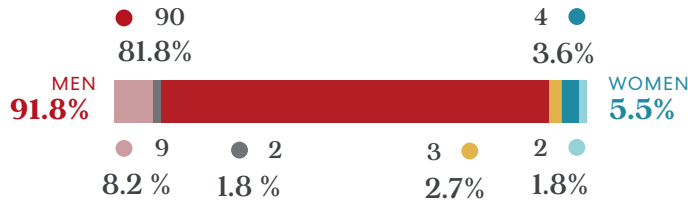
LESS GENDER DIVERSITY
LESS RACIAL DIVERSITY

Period of Analysis **SEP 23 - JUN 24**



Cincinnati Symphony Orchestra

SCHEDULED COMPOSITIONS **110**



Period of Analysis SEP 23 - MAY 24

CHANGE SINCE 2021-22 SEASON

Global Majority Men	-0,6%
Unknown Race/Ethnicity Men	+1,8%
White Men	+7,1%
White Non-Binary	+2,7%
White Women	-5,8%
Global Majority Women	-5,2%
Global Majority Overall	-5,9%

LESS GENDER DIVERSITY
LESS RACIAL DIVERSITY



Cleveland Orchestra

SCHEDULED COMPOSITIONS **331**



Period of Analysis SEP 23 - MAY 24

CHANGE SINCE 2021-22 SEASON

Global Majority Men	-12,9%
White Men	+16,0%
White Women	-2,3%
Global Majority Women	-0,8%
Global Majority Overall	-13,7%
Women	-3,1%

LESS GENDER DIVERSITY
LESS RACIAL DIVERSITY



Dallas Symphony Orchestra

SCHEDULED COMPOSITIONS **297**



Period of Analysis SEP 23 - JUN 24

CHANGE SINCE 2021-22 SEASON

Global Majority Men	-0,4%
White Men	+1,6%
White Women	+0,7%
Global Majority Women	-1,8%
Global Majority Overall	-2,3%
Women	-1,1%

LESS GENDER DIVERSITY
LESS RACIAL DIVERSITY



Houston Symphony Orchestra

SCHEDULED COMPOSITIONS **147**



Period of Analysis SEP 23 - MAY 24

CHANGE SINCE 2021-22 SEASON

Global Majority Men	-9,2%
White Men	+10,1%
White Women	-1,7%
Global Majority Women	+0,8%
Global Majority Overall	-8,4%
Women	-0,9%

SIMILAR GENDER DIVERSITY
LESS RACIAL DIVERSITY



Los Angeles Philharmonic

SCHEDULED COMPOSITIONS **240**



Period of Analysis **OCT 23 - MAY 24**

CHANGE SINCE 2021-22 SEASON

Global Majority Men	-10,5%
White Men	+13,9%
White Non-Binary	-0,6%
White Women	-3,9%
Global Majority Women	+1,1%
Global Majority Overall	-9,4%
Gender Minority Overall	-3,4%

LESS GENDER DIVERSITY
LESS RACIAL DIVERSITY



Minnesota Orchestra

SCHEDULED COMPOSITIONS **232**



Period of Analysis **SEP 23 - JUNE 24**

CHANGE SINCE 2021-22 SEASON

Global Majority Men	-0,2%
White Men	-1,5%
White Women	+6,1%
Global Majority Women	-4,3%
Global Majority Overall	-4,6%
Women	+1,8%

MORE GENDER DIVERSITY
LESS RACIAL DIVERSITY



National Philharmonic

SCHEDULED COMPOSITIONS **42**



Period of Analysis **OCT 23 - JUN 24**

CHANGE SINCE 2021-22 SEASON

Global Majority Men	+4,1%
White Men	+12,6%
White Women	-22,3%
Global Majority Women	+5,5%
Global Majority Overall	+9,7%
Women	-16,7%

LESS GENDER DIVERSITY
MORE RACIAL DIVERSITY



New York Philharmonic

SCHEDULED COMPOSITIONS **304**

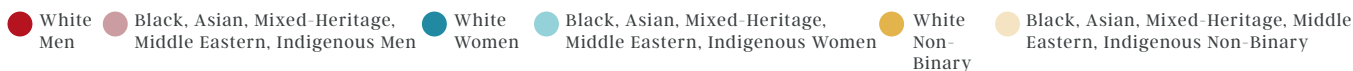


Period of Analysis **SEP 23 - JUNE 24**

CHANGE SINCE 2021-22 SEASON

Global Majority Men	-3,1%
White Men	+12,3%
White Women	-3,3%
Global Majority Women	-5,8%
Global Majority Overall	-8,9%
Women	-9,1%

LESS GENDER DIVERSITY
LESS RACIAL DIVERSITY



Philadelphia Orchestra

SCHEDULED COMPOSITIONS **179**



Period of Analysis SEP 23 - JUNE 24

CHANGE SINCE 2021-22 SEASON

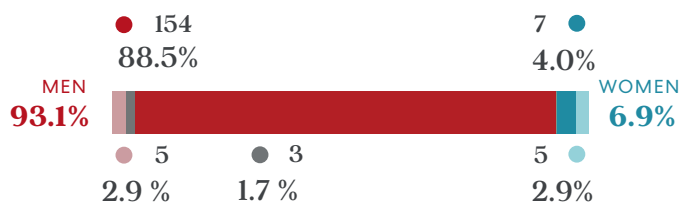
Global Majority Men	-8,8%
White Men	+7,7%
White Women	+4,2%
Global Majority Women	-3,0%
Global Majority Overall	-11,9%
Women	+1,2%

MORE GENDER DIVERSITY
LESS RACIAL DIVERSITY



Pittsburgh Symphony Orchestra

SCHEDULED COMPOSITIONS **174**



Period of Analysis SEP 23 - JUNE 24

CHANGE SINCE 2021-22 SEASON

Global Majority Men	-0,8%
Unknown Race/Ethnicity Men	+1,7%
White Men	+0,6%
White Women	-0,2%
Global Majority Women	-1,4%
Global Majority Overall	-2,1%

LESS GENDER DIVERSITY
LESS RACIAL DIVERSITY



River Oaks Chamber Orchestra

SCHEDULED COMPOSITIONS **63**



Period of Analysis SEP 23 - JUN 24

CHANGE SINCE 2021-22 SEASON

Global Majority Men	-4,0%
White Men	-22,2%
White Women	+19,8%
Global Majority Women	+6,3%
Global Majority Overall	+2,4%
Women	+26,2%

MORE GENDER DIVERSITY
MORE RACIAL DIVERSITY



San Francisco Symphony Orchestra

SCHEDULED COMPOSITIONS **258**



Period of Analysis SEP 23 - JUNE 24

CHANGE SINCE 2021-22 SEASON

Global Majority Men	-3,0%
White Men	+9,8%
White Women	+0,5%
Global Majority Women	-7,3%
Global Majority Overall	-10,3%
Women	-6,8%

LESS GENDER DIVERSITY
LESS RACIAL DIVERSITY

Appendix

MOST DIVERSE PROGRAMMING

LEAST DIVERSE PROGRAMMING

2024 ORCHESTRA TABLE

Most Diverse Programming

GENDER DIVERSITY

Rank	Orchestra	% Women	% Men
1	BBC Concert Orchestra	38.9%	61.1%
2	River Oaks Chamber Orchestra	38.1%	61.9%
3	London Contemporary Orchestra	37.5%	62.5%
4	Royal Stockholm Philharmonic Orchestra	36.8%	63.2%
5	American Composers Orchestra	32.3%	67.7%
6	BBC Philharmonic	27.6%	72.4%
7	Chicago Sinfonietta	25.0%	75.0%
8	National Philharmonic	23.8%	76.2%
9	Aurora Orchestra	23.1%	76.9%
10	Gothenburg Symphony Orchestra	22.5%	77.5%

RACIAL DIVERSITY

Rank	Orchestra	% Global Majority	% White
1	American Composers Orchestra	74.2%	25.8%
2	Chineke! Orchestra	50.0%	50.0%
3	BBC Concert Orchestra	38.9%	61.1%
4	London Contemporary Orchestra	37.5%	62.5%
5	Chicago Sinfonietta	35.4%	64.6%
6	National Philharmonic	28.6%	71.4%
7	Philharmonia Orchestra	27.8%	72.2%
8	Guangzhou Symphony Orchestra	24.5%	75.5%
9	River Oaks Chamber Orchestra	23.8%	76.2%
10	Orquestra Sinfônica Brasileira	20.0%	80.0%

GENDER + RACIAL DIVERSITY

Rank	Orchestra	% Global Majority Women	% Global Majority Men	% White Women	% White Men
1	American Composers Orchestra	25.8%	48.4%	6.5%	19.4%
2	River Oaks Chamber Orchestra	11.1%	12.7%	27.0%	49.2%
3T	Chineke! Orchestra	20.0%	30.0%	0.0%	50.0%
3T	London Contemporary Orchestra	25.0%	12.5%	12.5%	50.0%
5	BBC Concert Orchestra	33.3%	5.6%	5.6%	55.6%
6	Chicago Sinfonietta	16.7%	18.8%	8.3%	56.3%
7	Philharmonia Orchestra	3.7%	24.1%	9.3%	63.0%
8	Royal Stockholm Philharmonic Orchestra	0.3%	0.0%	36.5%	63.2%
9	National Philharmonic	19.0%	9.5%	4.8%	66.7%
10	Orquestra Sinfônica Brasileira	1.2%	18.8%	11.8%	68.2%

Least Diverse Programming

13 ORCHESTRAS PROGRAMMED ONLY MUSIC BY MEN

Orchestra	% Men
Academy Of St Martin In The Fields	100%
Czech Philharmonic	100%
Flanders Symphony Orchestra	100%
Japan Philharmonic Orchestra	100%
Orchestre Colonne	100%
Orquesta Sinfónica de Madrid	100%
Orquesta Sinfónica Nacional de Chile	100%
Orquesta Sinfónica do Porto Casa da Música	100%
Orquesta Sinfónica Portuguesa	100%
St. Petersburg Philharmonic Orchestra	100%
Teatro alla Scala - Symphonic Season	100%
Trondheim Symphony Orchestra	100%
Vienna Philharmonic	100%

11 ORCHESTRAS PROGRAMMED ONLY MUSIC BY WHITE MEN

Orchestra	% White Men
Academy Of St Martin In The Fields	100%
Czech Philharmonic	100%
Flanders Symphony Orchestra	100%
Orchestre Colonne	100%
Orquesta Sinfónica de Madrid	100%
Orquesta Sinfónica Nacional de Chile	100%
Orquesta Sinfónica do Porto Casa da Música	100%
Orquesta Sinfónica Portuguesa	100%
St. Petersburg Philharmonic Orchestra	100%
Teatro alla Scala - Symphonic Season	100%
Vienna Philharmonic	100%

21 ORCHESTRAS PROGRAMMED ONLY MUSIC BY WHITE COMPOSERS

Orchestra	% White Composers
Academy Of St Martin In The Fields	100%
Aurora Orchestra	100%
BBC Symphony Orchestra	100%
Berlin Philharmonic	100%
Czech Philharmonic	100%
Flanders Symphony Orchestra	100%
La Verdi Orchestra Sinfonica	100%
Mahler Chamber Orchestra	100%
NHK Symphony Orchestra	100%
Orchestre Colonne	100%
Orchestra Teatro alla Scala - Symphonic Season	100%
Orquesta Sinfónica de Madrid	100%
Orquesta Sinfónica Nacional de Chile	100%
Orquesta Sinfónica do Porto Casa da Música	100%
Orquesta Sinfónica Portuguesa	100%
RAI National Symphony Orchestra	100%
Sonderjylland Symphony	100%
Staatskapelle Dresden	100%
St. Petersburg Philharmonic Orchestra	100%
Tampere Philharmonic Orchestra	100%
Vienna Philharmonic	100%

2024 ORCHESTRA TABLE

	MEN				WOMEN			NON-BINARY			Global Maj Unknown Gender	ALL WHITE	ALL GLOBAL MAJ.	PIECES ANALISED
	Total Men	White Men	Global Maj. Men	Unknown Race/Eth. Men	Total Women	White Women	Global Maj. Women	Total Non-Binary	White Non-Binary	Global Maj Non-Binary				
Academy Of St Martin In The Fields	100,0%	100,0%	0,0%	0,0%	0,0%	0,0%	0,0%	0,0%	0,0%	0,0%	0,0%	100,0%	0,0%	52
Adelaide Symphony Orchestra	84,7%	82,2%	2,5%	0,0%	15,3%	11,9%	3,4%	0,0%	0,0%	0,0%	0,0%	94,1%	5,9%	118
American Composers Orchestra	67,7%	19,4%	48,4%	0,0%	32,3%	6,5%	25,8%	0,0%	0,0%	0,0%	0,0%	25,8%	74,2%	31
Antwerp Symphonic Orchestra	94,1%	92,8%	0,5%	0,9%	5,9%	4,1%	1,8%	0,0%	0,0%	0,0%	0,0%	96,8%	2,3%	221
Atlanta Symphony Orchestra	90,1%	82,1%	7,9%	0,0%	9,9%	0,0%	9,9%	0,0%	0,0%	0,0%	0,0%	82,1%	17,9%	151
Aurora Orchestra	76,9%	76,9%	0,0%	0,0%	23,1%	23,1%	0,0%	0,0%	0,0%	0,0%	0,0%	100,0%	0,0%	39
Bavarian Radio Symphony Orchestra	95,6%	93,7%	1,9%	0,0%	4,4%	4,4%	0,0%	0,0%	0,0%	0,0%	0,0%	98,1%	1,9%	206
BBC Concert Orchestra	61,1%	55,6%	5,6%	0,0%	38,9%	5,6%	33,3%	0,0%	0,0%	0,0%	0,0%	61,1%	38,9%	18
BBC National Orchestra of Wales	82,2%	76,2%	5,9%	0,0%	17,8%	14,9%	3,0%	0,0%	0,0%	0,0%	0,0%	91,1%	8,9%	101
BBC Philharmonic	72,4%	69,0%	3,4%	0,0%	27,6%	27,6%	0,0%	0,0%	0,0%	0,0%	0,0%	96,6%	3,4%	29
BBC Scottish Symphony Orchestra	88,3%	88,3%	0,0%	0,0%	11,7%	10,4%	1,3%	0,0%	0,0%	0,0%	0,0%	98,7%	1,3%	77
BBC Symphony Orchestra	79,3%	79,3%	0,0%	0,0%	20,7%	20,7%	0,0%	0,0%	0,0%	0,0%	0,0%	100,0%	0,0%	29
Belgian National Orchestra	94,7%	94,1%	0,7%	0,0%	5,3%	5,3%	0,0%	0,0%	0,0%	0,0%	0,0%	99,3%	0,7%	152
Bergen Philharmonic Orchestra	95,7%	94,6%	1,1%	0,0%	4,3%	4,3%	0,0%	0,0%	0,0%	0,0%	0,0%	98,9%	1,1%	93
Berlin Philharmonic	92,5%	92,5%	0,0%	0,0%	7,5%	7,5%	0,0%	0,0%	0,0%	0,0%	0,0%	100,0%	0,0%	212
Bern Symphony Orchestra	95,8%	95,2%	0,5%	0,0%	4,2%	4,2%	0,0%	0,0%	0,0%	0,0%	0,0%	99,5%	0,5%	189
Boston Symphony Orchestra	86,7%	79,1%	7,6%	0,0%	13,3%	9,3%	4,0%	0,0%	0,0%	0,0%	0,0%	88,4%	11,6%	225
Bournemouth Symphony Orchestra	97,8%	97,1%	0,7%	0,0%	2,2%	2,2%	0,0%	0,0%	0,0%	0,0%	0,0%	99,3%	0,7%	138
Brighton Philharmonic Orchestra	88,0%	84,0%	4,0%	0,0%	12,0%	0,0%	12,0%	0,0%	0,0%	0,0%	0,0%	84,0%	16,0%	25
Brussels Philharmonic	97,6%	95,3%	2,4%	0,0%	2,4%	2,4%	0,0%	0,0%	0,0%	0,0%	0,0%	97,6%	2,4%	85
Budapest Festival Orchestra	99,4%	97,7%	1,8%	0,0%	0,6%	0,6%	0,0%	0,0%	0,0%	0,0%	0,0%	98,2%	1,8%	171
Buenos Aires Philharmonic Orquesta	97,1%	95,7%	1,4%	0,0%	2,9%	2,9%	0,0%	0,0%	0,0%	0,0%	0,0%	98,6%	1,4%	69
Chicago Sinfonietta	75,0%	56,3%	18,8%	0,0%	25,0%	8,3%	16,7%	0,0%	0,0%	0,0%	0,0%	64,6%	35,4%	48
Chicago Symphony Orchestra	96,3%	94,1%	2,2%	0,0%	3,7%	1,5%	2,2%	0,0%	0,0%	0,0%	0,0%	95,7%	4,3%	323
Chineke! Orchestra	80,0%	50,0%	30,0%	0,0%	20,0%	0,0%	20,0%	0,0%	0,0%	0,0%	0,0%	50,0%	50,0%	10
Cincinnati Symphony Orchestra	91,8%	81,8%	8,2%	1,8%	5,5%	3,6%	1,8%	2,7%	2,7%	0,0%	0,0%	88,2%	10,0%	110
City Of Birmingham Symphony Orchestra	95,2%	90,3%	4,8%	0,0%	4,8%	4,8%	0,0%	0,0%	0,0%	0,0%	0,0%	95,2%	4,8%	186
Cleveland Orchestra	95,8%	95,8%	0,0%	0,0%	4,2%	2,4%	1,8%	0,0%	0,0%	0,0%	0,0%	98,2%	1,8%	331
Copenhagen Philharmonic Orchestra	94,7%	93,9%	0,9%	0,0%	5,3%	5,3%	0,0%	0,0%	0,0%	0,0%	0,0%	99,1%	0,9%	114
Czech Philharmonic	100,0%	100,0%	0,0%	0,0%	0,0%	0,0%	0,0%	0,0%	0,0%	0,0%	0,0%	100,0%	0,0%	292
Dallas Symphony Orchestra	93,9%	89,6%	4,4%	0,0%	6,1%	3,7%	2,4%	0,0%	0,0%	0,0%	0,0%	93,3%	6,7%	297
Filarmônica de Minas Gerais	99,4%	94,1%	5,3%	0,0%	0,6%	0,0%	0,6%	0,0%	0,0%	0,0%	0,0%	94,1%	5,9%	169
Finnish Radio Symphony Orchestra	91,7%	90,8%	1,0%	0,0%	8,3%	7,8%	0,5%	0,0%	0,0%	0,0%	0,0%	98,5%	1,5%	206
Flanders Symphony Orchestra	100,0%	100,0%	0,0%	0,0%	0,0%	0,0%	0,0%	0,0%	0,0%	0,0%	0,0%	100,0%	0,0%	81
Gothenburg Symphony Orchestra	77,5%	77,5%	0,0%	0,0%	22,5%	18,7%	3,8%	0,0%	0,0%	0,0%	0,0%	96,2%	3,8%	316
Guangzhou Symphony Orchestra	96,9%	74,5%	22,4%	0,0%	2,0%	1,0%	1,0%	0,0%	0,0%	0,0%	1,0%	75,5%	24,5%	98
Gulbenkian Music	96,5%	95,3%	1,2%	0,0%	3,5%	2,3%	1,2%	0,0%	0,0%	0,0%	0,0%	97,7%	2,3%	171
Halle Orchestra	93,0%	85,6%	7,5%	0,0%	7,0%	4,8%	2,1%	0,0%	0,0%	0,0%	0,0%	90,4%	9,6%	187
Helsinki Philharmonic	80,5%	79,7%	0,8%	0,0%	19,5%	17,9%	1,6%	0,0%	0,0%	0,0%	0,0%	97,6%	2,4%	123
Houston Symphony Orchestra	90,5%	79,6%	10,9%	0,0%	9,5%	6,1%	3,4%	0,0%	0,0%	0,0%	0,0%	85,7%	14,3%	147
Iceland Symphony Orchestra	88,2%	86,3%	2,0%	0,0%	11,8%	11,8%	0,0%	0,0%	0,0%	0,0%	0,0%	98,0%	2,0%	102
Israel Philharmonic	98,4%	93,7%	4,7%	0,0%	1,6%	0,0%	1,6%	0,0%	0,0%	0,0%	0,0%	93,7%	6,3%	255
Japan Philharmonic Orchestra	100,0%	93,2%	6,8%	0,0%	0,0%	0,0%	0,0%	0,0%	0,0%	0,0%	0,0%	93,2%	6,8%	133
La Verdi Orchestra Sinfonica	98,7%	98,7%	0,0%	0,0%	1,3%	1,3%	0,0%	0,0%	0,0%	0,0%	0,0%	100,0%	0,0%	157
Lahti Symphony Orchestra	91,3%	91,3%	0,0%	0,0%	8,7%	6,5%	2,2%	0,0%	0,0%	0,0%	0,0%	97,8%	2,2%	92
Leipzig Gewandhaus Orchestra	94,5%	94,3%	0,2%	0,0%	5,5%	5,1%	0,4%	0,0%	0,0%	0,0%	0,0%	99,4%	0,6%	529
London Contemporary Orchestra	62,5%	50,0%	12,5%	0,0%	37,5%	12,5%	25,0%	0,0%	0,0%	0,0%	0,0%	62,5%	37,5%	8
London Philharmonic Orchestra	92,2%	89,1%	3,1%	0,0%	7,8%	5,4%	2,3%	0,0%	0,0%	0,0%	0,0%	94,6%	5,4%	129
London Symphony Orchestra	92,2%	80,6%	11,7%	0,0%	7,8%	3,9%	3,9%	0,0%	0,0%	0,0%	0,0%	84,5%	15,5%	103
Los Angeles Philharmonic	89,6%	86,3%	3,3%	0,0%	10,4%	4,2%	6,3%	0,0%	0,0%	0,0%	0,0%	90,4%	9,6%	240
Mahler Chamber Orchestra	97,8%	97,8%	0,0%	0,0%	2,2%	2,2%	0,0%	0,0%	0,0%	0,0%	0,0%	100,0%	0,0%	139
Melbourne Symphony Orchestra	84,7%	81,9%	2,8%	0,0%	15,3%	14,4%	0,9%	0,0%	0,0%	0,0%	0,0%	96,3%	3,7%	216
Mexico City Philharmonic Orchestra	90,7%	76,9%	9,7%	4,2%	9,3%	4,6%	4,6%	0,0%	0,0%	0,0%	0,0%	81,5%	14,4%	216

Mexico City Philharmonic Orchestra	90.7%	76.9%	9.7%	4.2%	9.3%	4.6%	4.6%	0.0%	0.0%	0.0%	0.0%	81.5%	14.4%	216
Minnesota Orchestra	87.9%	75.4%	12.5%	0.0%	12.1%	9.1%	3.0%	0.0%	0.0%	0.0%	0.0%	84.5%	15.5%	232
National Philharmonic	76.2%	66.7%	9.5%	0.0%	23.8%	4.8%	19.0%	0.0%	0.0%	0.0%	0.0%	71.4%	28.6%	42
New York Philharmonic	89.8%	84.5%	5.3%	0.0%	10.2%	7.9%	2.3%	0.0%	0.0%	0.0%	0.0%	92.4%	7.6%	304
NHK Symphony Orchestra	98.9%	98.9%	0.0%	0.0%	1.1%	1.1%	0.0%	0.0%	0.0%	0.0%	0.0%	100.0%	0.0%	180
Odense Symphony Orchestra	93.7%	92.1%	1.6%	0.0%	6.3%	6.3%	0.0%	0.0%	0.0%	0.0%	0.0%	98.4%	1.6%	63
Orchestre Colonne	100.0%	100.0%	0.0%	0.0%	0.0%	0.0%	0.0%	0.0%	0.0%	0.0%	0.0%	100.0%	0.0%	31
Orchestre de Paris Philharmonie de Paris	95.5%	95.5%	0.0%	0.0%	4.5%	2.6%	1.9%	0.0%	0.0%	0.0%	0.0%	98.1%	1.9%	155
Orchestre des Concerts Padeloup	86.7%	86.7%	0.0%	0.0%	13.3%	8.9%	4.4%	0.0%	0.0%	0.0%	0.0%	95.6%	4.4%	45
Orchestre National de France Maison de la Radio	88.5%	87.7%	0.7%	0.0%	11.5%	10.3%	1.2%	0.0%	0.0%	0.0%	0.0%	98.0%	2.0%	407
Orchestre Philharmonique Royal de Liege	99.5%	94.1%	5.4%	0.0%	0.5%	0.5%	0.0%	0.0%	0.0%	0.0%	0.0%	94.6%	5.4%	185
Orchestre Symphonique de Montréal	91.2%	86.0%	5.3%	0.0%	8.8%	8.8%	0.0%	0.0%	0.0%	0.0%	0.0%	94.7%	5.3%	171
Orquesta Filarmonica de Montevideo	96.6%	84.6%	12.0%	0.0%	3.4%	3.4%	0.0%	0.0%	0.0%	0.0%	0.0%	88.0%	12.0%	175
Orquesta Sinfónica de Madrid	100.0%	100.0%	0.0%	0.0%	0.0%	0.0%	0.0%	0.0%	0.0%	0.0%	0.0%	100.0%	0.0%	34
Orquesta Sinfónica Nacional de Chile	100.0%	100.0%	0.0%	0.0%	0.0%	0.0%	0.0%	0.0%	0.0%	0.0%	0.0%	100.0%	0.0%	15
Orquesta Sinfónica Nacional Spain	88.8%	87.2%	1.7%	0.0%	11.2%	11.2%	0.0%	0.0%	0.0%	0.0%	0.0%	98.3%	1.7%	179
Orquesta y coro de Radio Televisión Española	92.1%	89.9%	2.2%	0.0%	7.9%	5.6%	2.2%	0.0%	0.0%	0.0%	0.0%	95.5%	4.5%	89
Orquesta Sinfónica Brasileira	87.1%	68.2%	18.8%	0.0%	12.9%	11.8%	1.2%	0.0%	0.0%	0.0%	0.0%	80.0%	20.0%	85
Orquesta Sinfónica de Porto Alegre	92.7%	88.3%	1.5%	2.9%	7.3%	4.4%	2.9%	0.0%	0.0%	0.0%	0.0%	92.7%	4.4%	137
Orquesta Sinfónica do Paraná	99.6%	95.3%	4.3%	0.0%	0.4%	0.4%	0.0%	0.0%	0.0%	0.0%	0.0%	95.7%	4.3%	235
Orquesta Sinfónica do Porto Casa da Música	100.0%	100.0%	0.0%	0.0%	0.0%	0.0%	0.0%	0.0%	0.0%	0.0%	0.0%	100.0%	0.0%	98
Orquesta Sinfónica Portuguesa	100.0%	100.0%	0.0%	0.0%	0.0%	0.0%	0.0%	0.0%	0.0%	0.0%	0.0%	100.0%	0.0%	42
Orquesta Sinfónica Theatro Municipal de São Paulo	93.6%	93.6%	0.0%	0.0%	6.4%	5.2%	1.2%	0.0%	0.0%	0.0%	0.0%	98.8%	1.2%	173
OSESP	96.7%	94.8%	1.9%	0.0%	3.3%	1.6%	1.6%	0.0%	0.0%	0.0%	0.0%	96.5%	3.5%	426
Oslo Philharmonic	98.2%	97.3%	0.9%	0.0%	1.8%	1.8%	0.0%	0.0%	0.0%	0.0%	0.0%	99.1%	0.9%	110
Philadelphia Orchestra	88.8%	87.2%	1.7%	0.0%	11.2%	6.7%	4.5%	0.0%	0.0%	0.0%	0.0%	93.9%	6.1%	179
Philharmonia Orchestra	87.0%	63.0%	24.1%	0.0%	13.0%	9.3%	3.7%	0.0%	0.0%	0.0%	0.0%	72.2%	27.8%	54
Pittsburgh Symphony Orchestra	93.1%	88.5%	2.9%	1.7%	6.9%	4.0%	2.9%	0.0%	0.0%	0.0%	0.0%	92.5%	5.7%	174
Queensland Symphony Orchestra	96.0%	96.0%	0.0%	0.0%	4.0%	2.7%	1.3%	0.0%	0.0%	0.0%	0.0%	98.7%	1.3%	150
RAI National Symphony Orchestra	95.8%	95.8%	0.0%	0.0%	4.2%	4.2%	0.0%	0.0%	0.0%	0.0%	0.0%	100.0%	0.0%	119
River Oaks Chamber Orchestra	61.9%	49.2%	12.7%	0.0%	38.1%	27.0%	11.1%	0.0%	0.0%	0.0%	0.0%	76.2%	23.8%	63
Rotterdam Philharmonic Orchestra	96.4%	96.4%	0.0%	0.0%	3.6%	1.8%	1.8%	0.0%	0.0%	0.0%	0.0%	98.2%	1.8%	166
Royal Concertgebouw Orchestra	92.1%	91.5%	0.0%	0.6%	7.9%	6.8%	1.1%	0.0%	0.0%	0.0%	0.0%	98.3%	1.1%	177
Royal Liverpool Philharmonic Orchestra	97.5%	95.9%	1.7%	0.0%	2.5%	1.7%	0.8%	0.0%	0.0%	0.0%	0.0%	97.5%	2.5%	121
Royal Scottish National Orchestra	85.9%	83.3%	2.6%	0.0%	14.1%	11.5%	2.6%	0.0%	0.0%	0.0%	0.0%	94.9%	5.1%	78
Royal Stockholm Philharmonic Orchestra	63.2%	63.2%	0.0%	0.0%	36.8%	36.5%	0.3%	0.0%	0.0%	0.0%	0.0%	99.7%	0.3%	334
San Francisco Symphony Orchestra	90.7%	86.0%	4.7%	0.0%	9.3%	6.6%	2.7%	0.0%	0.0%	0.0%	0.0%	92.6%	7.4%	258
Scottish Chamber Orchestra	91.6%	91.6%	0.0%	0.0%	8.4%	6.3%	2.1%	0.0%	0.0%	0.0%	0.0%	97.9%	2.1%	237
Shangai Symphony Orchestra	95.5%	89.6%	5.8%	0.0%	4.5%	3.9%	0.6%	0.0%	0.0%	0.0%	0.0%	93.5%	6.5%	154
Singapore Symphony Orchestra	99.3%	95.1%	4.2%	0.0%	0.7%	0.0%	0.7%	0.0%	0.0%	0.0%	0.0%	95.1%	4.9%	142
Sonderjylland Symphony Orchestra	94.0%	94.0%	0.0%	0.0%	6.0%	6.0%	0.0%	0.0%	0.0%	0.0%	0.0%	100.0%	0.0%	116
Southbank Sinfonia	90.5%	90.5%	0.0%	0.0%	9.5%	7.1%	2.4%	0.0%	0.0%	0.0%	0.0%	97.6%	2.4%	42
St. Petersburg Philharmonic Orchestra	100.0%	100.0%	0.0%	0.0%	0.0%	0.0%	0.0%	0.0%	0.0%	0.0%	0.0%	100.0%	0.0%	79
St. Petersburg Symphony Orchestra	98.0%	94.0%	4.0%	0.0%	2.0%	2.0%	0.0%	0.0%	0.0%	0.0%	0.0%	96.0%	4.0%	100
Staatskapelle Dresden	98.1%	98.1%	0.0%	0.0%	1.9%	1.9%	0.0%	0.0%	0.0%	0.0%	0.0%	100.0%	0.0%	108
Swedish Radio Symphony Orchestra	91.0%	89.7%	1.3%	0.0%	9.0%	9.0%	0.0%	0.0%	0.0%	0.0%	0.0%	98.7%	1.3%	156
Sydney Symphony Orchestra	92.6%	90.1%	2.6%	0.0%	7.4%	6.3%	1.1%	0.0%	0.0%	0.0%	0.0%	96.3%	3.7%	272
Tampere Philharmonic Orchestra	95.6%	95.6%	0.0%	0.0%	4.4%	4.4%	0.0%	0.0%	0.0%	0.0%	0.0%	100.0%	0.0%	68
Teatro alla Scala - Symphonic Season	100.0%	100.0%	0.0%	0.0%	0.0%	0.0%	0.0%	0.0%	0.0%	0.0%	0.0%	100.0%	0.0%	39
Tokyo Metropolitan Symphony	98.9%	96.8%	2.1%	0.0%	1.1%	1.1%	0.0%	0.0%	0.0%	0.0%	0.0%	97.9%	2.1%	94
Tonhalle-Orchester Zürich	99.0%	97.8%	1.3%	0.0%	1.0%	0.6%	0.3%	0.0%	0.0%	0.0%	0.0%	98.4%	1.6%	313
Toronto Symphony Orchestra	88.6%	82.5%	5.3%	0.9%	10.5%	9.6%	0.9%	0.9%	0.0%	0.9%	0.0%	92.1%	7.0%	228
Trondheim Symphony Orchestra	100.0%	98.4%	1.6%	0.0%	0.0%	0.0%	0.0%	0.0%	0.0%	0.0%	0.0%	98.4%	1.6%	64
Turku Philharmonic	96.4%	96.4%	0.0%	0.0%	3.6%	1.8%	1.8%	0.0%	0.0%	0.0%	0.0%	98.2%	1.8%	56
Ulster Orchestra	94.4%	92.6%	1.9%	0.0%	5.6%	3.7%	1.9%	0.0%	0.0%	0.0%	0.0%	96.3%	3.7%	54
Vancouver Symphony Orchestra	86.3%	84.6%	1.7%	0.0%	13.7%	12.6%	1.1%	0.0%	0.0%	0.0%	0.0%	97.1%	2.9%	175
Vienna Philharmonic	100.0%	100.0%	0.0%	0.0%	0.0%	0.0%	0.0%	0.0%	0.0%	0.0%	0.0%	100.0%	0.0%	69
Vienna Radio Symphony Orchestra	94.5%	94.5%	0.0%	0.0%	5.5%	4.9%	0.6%	0.0%	0.0%	0.0%	0.0%	99.4%	0.6%	164
Yomiuri Nippon Symphony	98.7%	96.7%	2.0%	0.0%	1.3%	1.3%	0.0%	0.0%	0.0%	0.0%	0.0%	98.0%	2.0%	152

Be the Change

The future of classical music should not be confined to the echoes of the past but should resonate with the diverse voices of today.

Gabriella Di Laccio

We are on a mission to ensure that women have equal opportunities across the music world. We recognise the power of partnerships to accelerate progress. We want to unite the music industry leaders, decision-makers and creatives to join our international network so together we can create **faster change**.

It is a sad reality that many artists do not feel inspired to create music when they cannot see people who look like themselves being celebrated.

As a result, we are all missing out on great music.

Join one of our memberships and become part of an international network dedicated to creating a more equal and diverse music industry for all.

Membership Options

1. Professional Orchestras
2. Arts Organisations
3. Individuals



Visit: www.donne-uk.org/membership/

Why Join?

- **You see our work and the impact we are making and you want to ensure we can continue this work.**
- You will be able to interact and network with Donne's rich network of world-class professionals, industry leaders and an international community at our events;.
- Funded organisations will be more successful at fundraising and reaching diversity and inclusion targets by joining and supporting our current work.
- Access to an international team to support professional orchestras and music organisations to curate more inspiring concert seasons.
- Your programmes would be successful.
- Your audiences will be more diverse.
- You will be supporting faster change.
- You will expand your knowledge and access to a broader repertoire of composers to expand their broadcast content and audiences.
- You will be part of a supportive and international network.

By working together, we can create an environment where all voices can be heard and respected, and where everyone has a chance to succeed.

In a world that is moving ever faster, together we can make sure that the music industry keeps pace.

Corporate Sponsors

If you are a corporation, donor or patron of the arts, we need your influence and power to change the status quo and the structures that still hold inequality together. **We have several exciting partnership opportunities for like-minded brands wishing to lead the way, looking to engage and inspire.**

Get in touch: info@donne-uk.org

All Donne's initiatives contribute to the UN's Sustainable Development Goals (SDG) and make a conclusive impact, helping to build a more inclusive, equal and sustainable society. The purpose of the fundraising is to cover costs of activities in support of the SDGs. Donne's initiatives support goals 4, 5 and 10.



More ways you can help

- If you have a **blog or website**, write about our work and link to us;
- If you have a **YouTube channel**, talk about our work and link to us;
- Sign up for our Newsletter;

DONATE FINANCIALLY



CONNECT WITH US ON SOCIAL MEDIA

Instagram
[@donne_uk](https://www.instagram.com/donne_uk)

Facebook
[@DonneUK](https://www.facebook.com/DonneUK)

Youtube
[@DonneWomenInMusic](https://www.youtube.com/DonneWomenInMusic)

Twitter
[@donne_uk](https://twitter.com/donne_uk)

LinkedIn
[@donneuk](https://www.linkedin.com/company/donneuk)

TikTok
[@donne_UK](https://www.tiktok.com/@donne_UK)



Deeds, not words

Dame Ethel Smyth (1858-1944)





Donne, Women in music is a charitable foundation that celebrates, advances and amplifies women in music. UK Registered Charity No: 1191758.

Our Mission

We are dedicated to achieving **gender equality** and **promoting diversity** in the music industry. We are here to connect and empower anyone **who identifies as a woman**, working together to create a more equitable and inclusive music industry.

Our Vision

A world of musical equality where **gender is irrelevant**, where women are seen, heard and appreciated for their talent, creating a legacy of inspiration for future generations.

A musical world where our stages reflect **the richness of equality and diverse**, generating more inspiration and opportunities for everyone.

Our Values

Equality & Inclusion

Our organisation exists to promote and support anyone **who identifies as a woman**.

Intersectionality is paramount to us

We recognise the complex challenges that women face, in addition to their gender, due to race, sexuality and/or sexual identity, cultural nuances, faith, ability etc. Therefore, **we are committed to promoting all women equally**.

Impact

We create impact through **education and inspiration**. We create supportive material to educate and transform the future of gender equality in music.

We champion the achievements and success of women in the music industry as we believe **this inspire others**. Every personal achievement helps to raise awareness and inspire audiences globally to celebrate women in music.

Our Founder

Listed as one of the BBC's 100 most inspirational and influential women in the world, multi award-winning soprano Gabriella Di Laccio is the inspirational driving force behind the Donne Foundation, spearheading the drive to equality for women in music globally.

What We Do

The Donne Foundation is an international organisation **leading in insights and evidence**, making valuable resources **freely available to all**, increasing access, supporting under-represented communities and **connecting people worldwide**.

Check out some of our resources:

The Big List of Women Composers

The BIG LIST of Women Composers is an ever-expanding list featuring more than 5,000 women composers (and counting). From pre-medieval composers to 21st century singer-songwriters, pick a country, a century, a music genre: you will find a woman there!



Multimedia Resources:

We create educational videos, playlists, organise online events, podcast series, share the stories of inspirational women and connect with thousand of women in music who still feel very invisible around the world.



Orchestral Works by Women Composers Database:

Here, you can find more than 500 orchestral pieces by women, along with additional recommendations. But don't stop there—there's much more to discover! Many of these pieces can be found in our YouTube playlist.



We are Guinness World Record Holders

Let HER MUSIC Play® officially shattered the Guinness World Record for the **Longest Acoustic Music Live-Streamed Concert**.



Spearheaded by soprano Gabriella Di Laccio, the event live-streamed a live concert for a total of **26 hours 18 minutes and 57 seconds**, showcasing music **exclusively by women and non-binary** composers and songwriters. 96 musicians performed music by over 140 women and non-binary composers, arrangers and songwriters.



Let's take it to the world!

Let HER MUSIC Play® is now a trademark, set to inspire audiences with events worldwide. Partner with us to amplify the voices of women and non-binary composers, showcasing your commitment to diversity and inclusion.

Join us in making a powerful impact.

Contact us today to be part of this transformative movement making a real positive impact for equality and diversity in music.

www.donne-uk.org

Email: info@donne-uk.org | hermusic@donne-uk.org

donne